

RSM CLASSIC



2023 MEDIA GUIDE

November 13 - 19
Sea Island Golf Club
Golden Isles Georgia



Adam Svensson
Defending Champion





Media Center
Sea Island Golf Club
100 Retreat Avenue
St. Simons Island, GA 31522

RSMClassic.com

CONTENTS

Welcome Letter	5
Past Champions	7
Leadership	8
Schedule of Events	9
Social Media	10
Tournament Notes.....	11-12
Title Sponsor Messages.....	13
Tournament Champions	14-15
Defending Champion	16
Current Tournament Field - by Category	17
Tournament History at a Glance	18
Tournament Results by Year.....	19-31
Tournament Records	32-39
Course Statistics - Hole Rankings	40
Hole Scoring Averages at a Glance	41
Previous Best Finish Here	42-47
Top 50 Tournament Money Winners.....	48
Tournament Most Consistent Earnings Record	49
Official Scorecard - Plantation	50
Course Map - Plantation	51
Plantation Hole Descriptions	52-53
Official Scorecard - Seaside	54
Course Map - Seaside	55
Seaside Hole Descriptions	56-57
Charities	58-59
About RSM Classic, Davis Love Foundation, RSM, Sea Island & Golden Isles Georgia.....	60
Appendix: Individual Player Performance	61-112



November 13, 2023

Dear RSM Classic Media Friends,

Welcome to the fourteenth year of The RSM Classic!

The Davis Love Foundation team wants to thank you for your support and coverage of this Seaside Tradition since our start in 2010.

It is our sincere pleasure to work with each of you during this event and throughout the year. Our goal is to provide you with an excellent working environment while maintaining a safe but enjoyable atmosphere filled with Southern hospitality.

If you have special requests or need anything while you're here, please reach out to any member of our team. We will be more than happy to assist you.

Sincerely,

The Davis Love Foundation Team



The RSM Classic • 100 Retreat Avenue • Saint Simons Island, Georgia 31522 • Tel. (912) 634-3266 • RSMClassic.com



Thinking about your business is a big part of ours.

Henry
One of the
RSM team



PUT OUR TAILORED INSIGHTS TO WORK FOR YOU.

To make confident decisions about the future, middle market leaders need a different kind of advisor. One who starts by understanding where you want to go and then brings the ideas and insights of an experienced global team to help get you there.

Experience the power of
being understood.

Experience RSM.

rsmus.com

THE POWER OF BEING UNDERSTOOD
ASSURANCE | TAX | CONSULTING



RSM US LLP is the U.S. member firm of RSM International, a global network of independent assurance, tax and consulting firms. Visit rsmus.com/aboutus for more information regarding RSM US LLP and RSM International.





Champions

- | | |
|-------------|---------------------------|
| 2010 | Heath Slocum |
| 2011 | Ben Crane |
| 2012 | Tommy Gainey |
| 2013 | Chris Kirk |
| 2014 | Robert Streb |
| 2015 | Kevin Kisner |
| 2016 | Mackenzie Hughes |
| 2017 | Austin Cook |
| 2018 | Charles Howell III |
| 2019 | Tyler Duncan |
| 2020 | Robert Streb |
| 2021 | Talor Gooch |
| 2022 | Adam Svensson |

LEADERSHIP

TOURNAMENT LEADERSHIP

Davis Love III – Tournament Host
Mark Love – Executive Director
Todd Thompson – Tournament Director

SEA ISLAND LEADERSHIP

Scott Steilen – President and CEO
Brannen Veal – Director of Golf
Dylan Stafford – Director of Agronomy

RSM LEADERSHIP

Brian Becker – Managing Partner & CEO

Bill Gorman – Chief Operating Officer

Donna Sciarappa – Talent Sourcing and Deployment Leader

Jiten Shah – Chief Financial Officer

John Brackett – Chief Risk Officer

E.J. Nedder – Chief Strategy Officer

Ty Beasley – Chief Talent Officer

Patrick Vance – Consulting Leader

Tony Urban – Tax Leader

Joel Shamon – Assurance Leader

Sam Mascareno – Enterprise Markets Leader

Stacy Dow – Financial Consulting Leader

Sara Webber Laczó – Chief Communications Officer

Andy Bosman – Chief Marketing Officer

Don Lipari – Industry and Private Equity Leader

Tom Ferreira – Chief Global Officer

Milton Marcotte – Private Equity Consulting Leader

Joe Adams – RSM International Board Chairperson

Doug Opheim – RSM US Foundation Chairman

Paul Guirovich – RSM US Board Chairman

SCHEDULE OF EVENTS

MONDAY, NOVEMBER 13

- GROUNDS CLOSED TO GENERAL PUBLIC
- BMW Pro-Am, 12pm shotgun start
- Practice rounds for PGA TOUR Players – All Day
- Shuttles run from St. Simons Island Airport – 6am – 7pm

TUESDAY, NOVEMBER 14

- GROUNDS CLOSED TO GENERAL PUBLIC
- Practice rounds for PGA TOUR Players – All Day
- Shuttles run from St. Simons Island Airport – 6am – 7pm
- Wiffle® Ball Classic – TOUR Wives vs Pros, Federica Academy – 5pm

WEDNESDAY, NOVEMBER 15

- Community Day – Free admission
- The Yamaha Pro-Am Event –
located on Seaside and Plantation Courses – morning and afternoon waves
- Charity Putting Challenge – Speedway Putting Course – 3:30pm
- Shuttles run from St. Simons Island Airport – 5:45am – 7pm

THURSDAY, NOVEMBER 16

- Round 1 of The RSM Classic (Seaside and Plantation Courses)
- Shuttles run from St. Simons Island Airport – 7am – 7pm
- Media Dinner – after end of play

FRIDAY, NOVEMBER 17

- Round 2 of The RSM Classic (Seaside and Plantation Courses)
- Shuttles run from St. Simons Island Airport – 7am – 7pm

SATURDAY, NOVEMBER 18

- Military Appreciation Day – patrons encouraged to wear red, white and blue
- Round 3 of The RSM Classic (Seaside Course)
- Shuttles run from St. Simons Island Airport – 7am – 7pm

SUNDAY, NOVEMBER 19

- Final Round of The RSM Classic (Seaside Course)
- Shuttles run from St. Simons Island Airport – 7am – 7pm
- Trophy Presentation immediately following the completion of play



Television Coverage – Golf Channel
12–3pm Thursday and Friday
1–4pm Saturday and Sunday (*times subject to change)

The RSM Classic is at The Lodge At Sea Island. April 12 · Saint Simons Island, GA

Introducing a reimagined 2023 FedExCup Fall. Seven events designed to provide greater drama and more immediate consequence than ever before. The November RSM Classic is more exciting than ever!

THE NEW 2023 FedExCup FALL

SEVEN EVENTS. MORE AT STAKE. SETTING THE STAGE FOR THE 2024 FEDEXCUP SEASON

FedEx FALL THE SCHEDULE SEPTEMBER 18-24 FORTINET CHAMPIONSHIP OCTOBER 2-8 SANDERSON FARMS CHAMPIONSHIP OCTOBER 9-15 SHRINERS CHILDREN'S OPEN OCTOBER 16-22 ZOZO CHAMPIONSHIP OCT 30 - NOV 5 WORLD WIDE TECHNOLOGY CHAMPIONSHIP NOVEMBER 6-13	FedEx FALL WHAT'S AT STAKE PRIORITY RANKING POSITION - WILL FINALIZE THE PRIORITY RANKING ENTERING THE 2024 SEASON - PLAYERS WHO FINISHED OUTSIDE THE TOP 70 IN THE FEDEXCUP STANDINGS CAN ACCUMULATE FEDEXCUP POINTS FOR THE TOP-125 CATEGORY - STANDARD FEDEXCUP POINTS FOR EACH EVENT, INCLUDING 500 POINTS TO EACH WINNER WINNER BENEFITS - TWO-YEAR EXEMPTION ON TOUR FedEx FALL WHAT'S AT STAKE ENTRY INTO DESIGNATED EVENTS TEN PLAYERS WITH THE MOST FEDEXCUP POINTS THRU THE FALL WILL GAIN EXEMPTIONS TO THE FIRST TWO DESIGNATED EVENTS AFTER SENTRY TOC ENTRY INTO THE PLAYERS CHAMPIONSHIP PLAYERS NOT PREVIOUSLY ELIGIBLE CAN PLAY THEIR WAY INTO THE PLAYERS CHAMPIONSHIP THRU THE FEDEXCUP FALL PRIZE MONEY
---	--

Heather Fueger, Rose Anne Giles and 62 others · 7 comments · 15 shares

RSM US LLP · Follow · 6d

It's that time of year — the month of The RSM Classic is here! <https://rsm.us>



29 · 1

Like · Comment · Share

The RSM Classic · Follow · 10h

Charity Putting Challenge Practice! These kids from Boys and Girls Club are working on their putting to try and win the Charity Putting title next Wednesday! This event raises over \$100k for charities and consist of a TOUR pro and amazing kids from Boys & Girls Club and Special Olympics! Meet us on the Speedway Putting Course at 3:30 next Wednesday to watch all the action! Free Admission on Wednesday! ... See more



Barbara Landon-Curley Van Buskirk, Kathi Williams and 23 others · 1 comment · 1 share

The RSM Classic

@thersmclassic

@theRSMclassic

TOURNAMENT NOTES



PGA TOUR players looking for a laid-back playing experience at one of the world's finest resort golf facilities could hardly do better than to make a date for The RSM Classic on Georgia's Golden Isles, the final event of the FedExCup Fall.

Contested at historic Sea Island Golf Club in the picturesque Golden Isles, the Classic enters its fourteenth year as a PGA TOUR event, with 21-time PGA TOUR Champion and Team RSM member Davis Love III and his Foundation once again steering the ship. Sea Island is celebrating 95 years and more than 65 Forbes Five-Star awards. More than a dozen touring pros train at Sea Island Golf Performance Center and/or call the Golden Isles of Georgia home, including:

Jonathan Byrd	Brian Harman	Andrew Novak
Harris English	Garrick Higgo	JT Poston
Joey Garber	Zach Johnson	Grayson Sigg
Will Gordon	Patton Kizzire	Davis Thompson
Ben Griffin	Davis Love III	Michael Thompson
	Keith Mitchell	

The tournament is named for title sponsor RSM US LLP.

RSM is the leading digital firm serving global middle market businesses with a full suite of assurance, tax and consulting services.

Like a caddie behind a successful golfer, RSM builds trusting, value-added relationships with clients. This enables us to inspire confidence in a world of change.

RSM US LLP is the U.S. member of RSM International, a global network of independent audit, tax and consulting firms with 57,000 people across more than 120 countries. For more information, visit rsmus.com, or connect through Facebook, Twitter and/LinkedIn.

The tournament, which was originally named The McGladrey Classic, was rebranded in 2015 when McGladrey LLP united with fellow firms of its network in order to better reflect its global capabilities and changed its name to RSM.

In 2022, Adam Svensson won with a 2 shot lead over Callum Tarren, Sahith Theegala and Brian Harman. This win was his first career PGA TOUR victory in his 70th start. Svensson stood T108 after a first-round 73, the highest opening-round score by a winner on TOUR since Jon Rahm at the 2020 BMW Championship.

There have been six playoffs in the first thirteen years of The RSM Classic.

- In 2020, Robert Streb won over Kevin Kisner.
- In 2019, Tyler Duncan bested Webb Simpson on the second hole.
- In 2018, Charles Howell III bested Patrick Rodgers.

TOURNAMENT NOTES

- In 2016, Mackenzie Hughes won in a Monday playoff with Camilo Villegas, Henrik Norlander, Blayne Barber and Billy Horschel.
- In 2014, Robert Streb won in a playoff with Brendon de Jonge and Will McKenzie.
- In 2011, Ben Crane won in a playoff with Web Simpson.

Every year of The RSM Classic, the Champion has been decided by one stroke or by playoff with the exceptions of 2015, 2017, 2021 and 2022. In 2015, Kevin Kisner won with a 6 stroke lead; in 2017 Austin Cook won with a 4 shot lead; in 2021 Talor Gooch won with a 3 shot lead; and last year Adam Svensson had a 2 shot victory.

The vision of tournament host Davis Love III for the event in his hometown has been simple: give players an enjoyable but demanding test at Sea Island Golf Club and do it in a relaxed setting that offers a wonderful experience for pros, their families, caddies, sponsors, volunteers and spectators.

Davis played in eleven RSM Classics, making the cut for weekend play six times. Love flirted with victory in the 2012 event, finishing in a tie for fourth place, four shots back, with Brendon de Jonge and D.J. Trahan at 12-under 268. Love's best round in The RSM Classic is a 5-under 65, shot in both the 2012 and 2010 events on the Seaside course (par 70) and a 5-under 67 in 2018 on the Plantation course (par 72).

Contested each of the first five years solely on the Seaside Course, the 2015 RSM Classic began employing its sister course, Plantation, and increased its field from 132 to 156.

The RSM Classic has impacted the lives of thousands in the Golden Isles and across the nation through charitable contributions totaling more than \$35 million since its inception. The Davis Love Foundation was established in 2005 by Love and his wife, Robin, to support local and national community-based programs which focus on children and families. Among the charities that have been assisted are the Boys & Girls Club of Southeast Georgia and Special Olympics.

Revenue for charity also has been enhanced by RSM's Birdies Fore Love initiative, Friends of the Foundation, and the Wiffle® Ball game between TOUR players and their wives.

"Our Foundation is committed to positively impacting children and family charities through the dollars raised by The RSM Classic," said Love. "It is our privilege to continue the PGA TOUR's tradition of giving back."

Last year's RSM Classic saw Svensson pocketing \$1,458,000, from a total purse of \$8.1M. Previous winners' checks were:

2021 - Talor Gooch (-22) \$1,296,000
2020 - Robert Streb (-19) \$1,188,000
2019 - Tyler Duncan (-19) \$1,188,000
2018 - Charles Howell III (-19) \$1,152,000
2017 - Austin Cook (-21) - \$1,116,000
2016 - Mackenzie Hughes (-17) - \$1,080,000
2015 - Kevin Kisner (-22) - \$1,026,000
2014 - Robert Streb (-14) - \$1,008,000
2013 - Chris Kirk (-14) - \$990,000
2012 - Tommy Gainey (-16) - \$720,000
2011 - Ben Crane (-15) - \$720,000
2010 - Heath Slocum (-14) - \$720,000

All RSM Classic Champions with the exception of Svensson shot even-par or better in each of the four rounds of their victory, with Crane's 70 in 2011's second round and Duncan's 70 in 2019's third round the only scores not in the 60s. Tommy Gainey, Sebastian Munoz and Tyler McCumber share the course record low-round score of 60. Gainey's came in the final round in 2012. Munoz and McCumber's came in 2021 in round one and round four, respectively.

Champions scores are:

2022 - Adam Svensson - 73-64-62-64
2021 - Talor Gooch - 64-65-67-64
2020 - Robert Streb - 65-63-67-68
2019 - Tyler Duncan - 67-61-70-65
2018 - Charles Howell III - 64-64-68-67
2017 - Austin Cook - 66-62-66-67
2016 - Mackenzie Hughes - 61-67-68-69
2015 - Kevin Kisner - 65-67-64-64
2014 - Robert Streb - 69-66-68-63
2013 - Chris Kirk - 66-66-68-66
2012 - Tommy Gainey - 69-67-68-60
2011 - Ben Crane - 65-70-67-63
2010 - Heath Slocum - 66-66-66-68

In the year following his victory, Kirk had the best showing of any of The RSM Classic Champions. The 2013 champion tied for fourth in 2014, two shots back of eventual champion Streb.

In 2022, Gooch did not play.
In 2021, Streb was cut.
In 2020, Duncan was cut.
In 2019, Howell was cut.
In 2018, Cook finished T11 at -14.
In 2017, Mackenzie Hughes was cut.
In 2016, Kevin Kisner was cut.
In 2015, Robert Streb finished T25 at -8.
In 2014, Chris Kirk finished T4 at -12.
In 2013, Tommy Gainey was cut.
In 2012, Ben Crane finished T27 at -7.
In 2011, Heath Slocum finished T15 at -8.

2020 - Robert Streb (-19) \$1,188,000.

2023 Key Messages from Title Sponsor

RSM
CLASSIC



Nov. 13 – 19, 2023



ABOUT RSM

RSM is the leading digital firm serving global middle market businesses with a full suite of assurance, tax and consulting services. Like a caddy behind a successful golfer, RSM builds trusting, value-added relationships with clients. This enables us to inspire confidence in a world of change.



Brian Becker
Managing Partner & CEO
Brian is focused on creating compelling experiences for RSM's clients and people, championing digital transformation and nurturing global business.



More than
57,000
professionals



More than
120
countries



DIGITAL firm providing
assurance, tax and
consulting services
focused on the **MIDDLE**
MARKET

2023 RSM Classic – KEY MESSAGES



ANNOUNCEMENT of this year's Power of Love total the afternoon from Sea Island on Thursday, Nov 16.



TEAM RSM members **Zach Johnson, Chris Kirk, Davis Love III and Kyle Westmoreland**, have committed to play in this year's RSM Classic.



RSM is most proud of how we've been able to **GIVE BACK** to the community through the tournament. **MAKING AN IMPACT** in the lives of young people near and far.

14th year

of The RSM Classic, a PGA TOUR event sponsored by RSM since it began in 2010.

TEAM RSM

- RSM sponsors PGA TOUR professionals **Zach Johnson, Chris Kirk, Davis Love III and Kyle Westmoreland**; LPGA players **Marla Fassi and Megan Khang**.
- Team RSM like the game of golf, share RSM's core values of respect and uncompromising integrity, succeeding together, excellence in all we do, impactful innovation and stewardship; acting responsibly.



CHARITABLE ACTIVITIES



The RSM Classic and its Power of Love program have raised over
\$36 million
for deserving charitable organizations since 2010.

Charitable beneficiaries of The RSM Classic include:

- Special Olympics
- Boys and Girls Club of Southeast Georgia
- Other local and national charitable organizations in the U.S., in Canada, India and El Salvador



RSM's Birdies Fore Love On-Course Competition

A partnership with the PGA TOUR during the FedEx Fall season.

- The player who accumulates the most birdies (or better) concluding with The RSM Classic, is awarded \$300K to donate to the children- or family-focused charitable organization of their choice.
- Weekly winners throughout the fall are also awarded \$50K to donate to a youth-focused organization of their choice.

Other charity events during The RSM Classic:

- The Wiffle Ball Classic on Tuesday, Nov. 14, raises funds for a local charity through friendly and spirited competition between PGA TOUR professionals and their wives.
- The RSM Classic Charity Putting Challenge on Wednesday, Nov. 15, pairs a Boys & Girls Club member, a Special Olympics athlete and a PGA TOUR professional in a friendly putting competition.

THE POWER OF BEING UNDERSTOOD
ASSURANCE | TAX | CONSULTING

RSM US LLP is a limited liability partnership and the U.S. member firm of RSM International, a global network of independent assurance, tax and consulting firms. Visit www.rsmus.com/about-us for more information regarding RSM US LLP and RSM International. RSM, the RSM logo and the power of being understood are registered trademarks of RSM International Association. © 2023 RSM US LLP. All Rights Reserved.

RSM

TOURNAMENT CHAMPIONS - 2010 - 2017

2010 – Heath Slocum (-14)



Heath Slocum held off three contenders – each of whom shot 66 in the final round -- with a 68, nipping Bill Haas by one shot. Ten players finished within four shots of the inaugural champion.

2014 – Robert Streb (-14)



A logjam of 11 players finished within four shots of the three-way playoff won by Robert Streb. Robert Streb fired a near-flawless round of 63 on Sunday, then turned back Will MacKenzie and Brendon de Jonge in a sudden-death playoff. Streb enjoyed his finest season as a pro that season, playing in all four majors, plus The Players Championship.

2011 – Ben Crane (-15)



Ben Crane unleashed a putting display for the ages as he birdied six holes on the back nine to rally from seven shots back with 11 holes to play. He defeated Webb Simpson on the second playoff hole. Nine players were within five shots of making the playoff, including major champions Louis Oosthuizen, Angel Cabrera and Trevor Immelman.

2015 – Kevin Kisner (-22)



Kisner held the lead in every round with the exception of the second which was lead by Kevin Chappell. Kisner's six stroke win was the largest in tournament history. Previously, one shot (3 times) was the largest margin of victory. Kisner's six shot win is the largest on TOUR since Jason Day won the BMW Championship by six shots.

2012 – Tommy Gainey (-16)




Tommy "Two Gloves" Gainey flirted with a 59 on Sunday, settled for a 60 and then had to sweat it out as three major champions, Love III, Jim Furyk and David Toms, took runs at the top of the leaderboard. None were able to catch Gainey, with Toms finishing second by a shot.

2016 – Mackenzie Hughes (-17)



Mackenzie Hughes, who led outright each of the first three rounds, posted a 69 in the final round to get to 17-under and join a playoff. After two holes, competition was suspended. On Monday, Hughes rolled in a 15-foot putt to claim his first career PGA TOUR victory.

2013 – Chris Kirk (-14)



Chris Kirk became the first UGA graduate to win The RSM Classic, shooting his third 66 of the week in the final round. Kirk, who moved from St. Simons Island to the suburbs of Atlanta just a month before the tournament, needed every birdie as Briny Baird and Tim Clark charged hard. Clark eventually shot a 62.

2017 – Austin Cook (-21)



Austin Cook converted a three-shot lead into a four-stroke victory with three birdies in his last four holes in his first start at The RSM Classic. As a former golfer at the University of Arkansas, Cook competed at Sea Island four years during the SEC Championships. J.J. Spaun finished alone in second.

TOURNAMENT CHAMPIONS - 2018 - 2022

2018 – Charles Howell III (-19)



Charles Howell III notched his third career PGA TOUR victory and first since 2007 (a span of 11 years, 9 months and 333 starts) with a birdie on the second playoff hole over Patrick Rodgers. Charles held the solo 18-, 36- and 54-hole leads, while Rodgers recorded the best closing 36-hole score in TOUR history (61-61 --123).

2020 – Robert Streb (-19)



Robert Streb became the first player to win The RSM Classic for a second time when he defeated Kevin Kisner with a birdie on the 2nd playoff hole. This was Robert's second PGA TOUR win, the other coming in 2014. Streb held a 3 shot lead going into the final round, and his 68 on Sunday was enough to tie Kisner and force a play off.

2019 – Tyler Duncan (-19)



Tyler Duncan won his first PGA TOUR event when he made birdie on the second playoff hole to beat Webb Simpson (his 2nd playoff loss at The RSM Classic). Tyler shot 67 and 61 in the first two rounds of the tournament for a 2 shot lead but a 70 on Saturday left him 4 strokes behind. Duncan shot the best score of the day on Sunday (65) to earn his playoff spot.

2021 – Talor Gooch (-22)



Talor Gooch won his first PGA TOUR event by three strokes over runnerup Mackenzie Hughes (who was a previous winner here in 2016). Talor shot rounds of 64, 65, 67, and 64 to finish -22, tied for the lowest tournament score since its inception.

2022 – Adam Svensson(-19)



Adam Svensson became the 10th player to win his first PGA TOUR event here at he RSM Classic. Adam won by two strokes over a trio of other players with rounds of 73, 64, 62, and 64 to finish -19. Adam joined Mackenzie Hughes as the second player from Canada to win here since the inagural event in 2010.

DEFENDING CHAMPION - ADAM SVENSSON

Adam Svensson wins The RSM Classic, earning his first PGA TOUR victory in his 70th career start

A native of Surrey, British Columbia, Svensson is the second player from Canada to win The RSM Classic (Mackenzie Hughes/2016) and the second to win on TOUR this season (Hughes/Sanderson Farms Championship).

Svensson is the eighth player to earn his first career TOUR title at The RSM Classic

Svensson stood T108 after a first-round 73, the highest opening-round score by a winner on TOUR since Jon Rahm at the 2020 BMW Championship



Svensson's 2022–2023 PGA TOUR Season Stats

- Starts: 34
- Made Cuts: 27
- Top 10's: 3
- Top 25's: 10
- Wins: 1
- Money: \$4,533,602
- FedEx Points: 1,280

Svensson's PGA TOUR Career (through 2022–2023 season)

- Turned pro, joined PGA TOUR Canada: 2015
- Joined the Korn Ferry Tour: 2016
- Joined the PGA TOUR 2019
- PGA TOUR Starts: 97
- Made Cuts: 60
- Top 5's: 1
- Top 10's: 6
- Money: \$6,184,707
- Wins: 1

2022 – 2023 PGA TOUR Season Statistics

- Driving Accuracy 63.28% (Rank 41st)
- SG: Off the Tee Rank: 66th
- Total Driving Rank: 60th
- Driving Distance Rank: 131st

Strokes Gained – 2022 – 2023 PGA TOUR Season

- Off the Tee: 66th
- Tee to Green: 43rd

About Adam Svensson

- Height: 6'-0"
- Weight: 178
- Birthdate: Dec 31, 1993 (Age 29)
- Residence: Palm Beach Gardens, FL
- College: Barry University

Personal

- Originally from Canada. Joined Canada's development team when he was 16 alongside Mackenzie Hughes and Corey Conners.
- Has one sister, Stephanie.
- Is a Vancouver Canucks fan.
- Earliest golf memory was driving a cart into a pond with his dad at age five.
- His first big purchase when he won on the Korn Ferry Tour was a \$500 Dyson vacuum.

PGA TOUR Wins: (1):

- 2022 The RSM Classic

Korn Ferry Tour Victories: (3):

- 2018 The Bahamas Great Abaco Classic at The Abaco Club
- 2020 Club Car Championship at The Landings Club
- 2020 Nationwide Children's Hospital Championship

National Team

- World Amateur Team Championship: 2014

CURRENT PLAYER COMMITMENTS BY CATEGORY

Field by Category - PGA TOUR - Nov 10, 2023, 5:45 PM
The RSM Classic - (Ends 11/19/2023) - Field Size - 156

2. Winner - THE PLAYERS Champ

Kim, Si Woo
Simpson, Webb

4. Winner - British Open.

Harman, Brian
Molinari, Francesco

5. Winner - World Golf Champi

Horschel, Billy
Kisner, Kevin

8. Tournament Winner in Past T

Bhatia, Akshay
Brehm, Ryan
Champ, Cameron
Cink, Stewart
Conners, Corey
Duncan, Tyler
Echavarria, Nico
English, Harris
Gay, Brian
Griffin, Lanto
Hardy, Nick
Henley, Russell
Herman, Jim
Hughes, Mackenzie
Kirk, Chris
Kuchar, Matt
Laird, Martin
Landry, Andrew
Lee, K.H.
List, Luke
Poston, J.T.
Ramey, Chad
Riley, Davis
Spaun, J.J.
Streb, Robert
Svensson, Adam
Todd, Brendon
Werenski, Richy

11. Career Money Exemption.

Dufner, Jason
Johnson, Zach
Moore, Ryan
Walker, Jimmy

12a. Sponsor Exemptions: Korn

Kohles, Ben
Teater, Josh

12b.Sponsors Exemptions - PGA

12b.Sponsors Exemptions -
Villegas, Camilo

12c.Sponsors Exemptions - Unre

Biondi, Fred

Carr, Ben
Ford, David
Ford, Maxwell

15. PGA Section Champion/Playe

Tilton, Jacob

16. Open Qualifying.

16. Open Qualifying.
16. Open Qualifying.
16. Open Qualifying.
16. Open Qualifying.

18. Life Member.

Love III, Davis

19. Top 30 on the FedExCup Pla

Young, Cameron
Stallings, Scott

20. Top 125 Prior Seasons FedE

McCarthy, Denny
McNealy, Maverick
Mitchell, Keith
Pendrieth, Taylor
Merritt, Troy
Noren, Alex
Smalley, Alex
Wu, Brandon
NeSmith, Matt
Long, Adam
Frittelli, Dylan
Palmer, Ryan
Lipsky, David
Schenk, Adam
Rai, Aaron
Jaeger, Stephan
Knox, Russell
Streelman, Kevin
Hubbard, Mark
Malnati, Peter
Buckley, Hayden
Pan, C.T.
Ryder, Sam
Whaley, Vince
Lashley, Nate
Sigg, Greyson
Piercy, Scott
Tarren, Callum
McGreevy, Max
Hadley, Chesson
Watney, Nick
Ghim, Doug
Tway, Kevin
Schwab, Matthias
Kizzire, Patton
Hickok, Kramer
Smotherman, Austin
Lower, Justin
Redman, Doc
Kraft, Kelly

22. Major Medical Extension.

Blair, Zac

23. Leading Points Winner from

Suh, Justin

28. Top 50 Korn Ferry Tour / K

Cole, Eric
Montgomery, Taylor
Detry, Thomas
Eckroat, Austin
Stevens, Sam
Taylor, Ben
Griffin, Ben
Thompson, Davis
Lingmerth, David
Shelton, Robby
Gordon, Will
Yu, Kevin
Martin, Ben
Young, Carson
Alexander, Tyson
Daffue, MJ
Dou, Zecheng
Endycott, Harrison
Haley II, Paul
Norlander, Henrik
Åberg, Ludvig
Armour, Ryan
Yuan, Carl
Goya, Tano
Cone, Trevor
Garnett, Brice
Grant, Brent
Núñez, Augusto
Cook, Austin
Schmid, Matti
Roy, Kevin
Werbylo, Trevor
Harrington, Scott
Stuard, Brian
Westmoreland, Kyle
Gligic, Michael
Lindheim, Nicholas

37. 126-150 Prior Seasons FEC

Novak, Andrew
Wu, Dylan
Higgs, Harry
Percy, Cameron
Hoffman, Charley
Byrd, Jonathan
Trainer, Martin
Kodaira, Satoshi
Lebioda, Hank


39. Reorder Category - Cat. 39

Baddeley, Aaron
Hojgaard, Nicolai
Gerard, Ryan
Kuest, Peter

Gribble, Cody
O'Hair, Sean
Murray, Grayson
Noh, S.Y.
Stroud, Chris
Harrington, Pdraig
Chappell, Kevin
Kang, Sung
Blixt, Jonas
Bryan, Wesley

Alternates

McGirt, William
Barnes, Ricky
Ogilvy, Geoff
Gómez, Fabián
Gaine, Tommy
Potter, Jr., Ted
Chalmers, Greg
Ernst, Derek
Lamely, Derek
Brown, Scott
Crane, Ben
Bae, Sangmoon
Stanley, Kyle
Points, D.A.
Atwal, Arjun



On-line Media Guide with updates to the field available here:

TOURNAMENT HISTORY AT A GLANCE

Year	Fedex Season	Fedex Pts.	Event Name	Final Rd. Date	Field Size	Cut	Winner	Winner Score	RTP Score	Victory Margin	Runner(s)-up	Course(s)	Purse	Winner's Take
2010			McGladrey Classic	10/10/2010	132	73 Players at -1	Heath Slocum	266	-14	1	Bill Haas	Seaside	\$ 4,000,000	\$ 720,000
2011			McGladrey Classic	10/16/2011	132	71 Players at -1	Ben Crane*	265	-15	Playoff	Webb Simpson	Seaside	\$ 4,000,000	\$ 720,000
2012			McGladrey Classic	10/21/2012	132	88 Players at -1	Tommy Gainey	264	-16	1	David Toms	Seaside	\$ 4,000,000	\$ 720,000
2013	2014	500	McGladrey Classic	11/10/2013	132	73 Players at +1	Chris Kirk	266	-14	1	Tim Clark Briny Baird	Seaside	\$ 5,500,000	\$ 990,000
2014	2015	500	McGladrey Classic	10/26/2014	132	88 Players at pa	Robert Streb*	266	-14	Playoff	Brendon de Jonge Will MacKenzie	Seaside	\$ 5,600,000	\$ 1,008,000
2015	2016	500	RSM Classic	11/22/2015	156	87 Players at -2	Kevin Kisner	260	-22	6	Kevin Chappell Camilo Villegas	Seaside / Plantation	\$ 5,700,000	\$ 1,026,000
2016	2017	500	RSM Classic	11/20/2016	156	80 Players at -2	Mackenzie Hughes*	265	-17	Playoff	Henrik Norlander Billy Horschel Blayne Barber	Seaside / Plantation	\$ 6,000,000	\$ 1,080,000
2017	2018	500	RSM Classic	11/19/2017	156	74 Players at -3	Austin Cook	261	-21	4	J.J. Spaun	Seaside / Plantation	\$ 6,200,000	\$ 1,116,000
2018	2019	500	RSM Classic	11/18/2018	156	78 Players at -2	Charles Howell III*	263	-19	Playoff	Patrick Rodgers	Seaside / Plantation	\$ 6,400,000	\$ 1,152,000
2019	2020	500	RSM Classic	11/24/2019	156	76 Players at -4	Tyler Duncan*	263	-19	Playoff	Webb Simpson	Seaside / Plantation**	\$ 6,600,000	\$ 1,188,000
2020	2021	500	RSM Classic	11/22/2020	156	65 Players at -3	Robert Streb*	263	-19	Playoff	Kevin Kisner	Seaside / Plantation**	\$ 6,600,000	\$ 1,188,000
2021	2022	500	RSM Classic	11/21/2021	156	71 Players at -4	Talor Gooch	260	-22	3	Mackenzie Hughes Callum Tarren	Seaside / Plantation**	\$ 7,200,000	\$ 1,296,000
2022	2023	500	RSM Classic	11/20/2021	156	69 Players at -4	Adam Svensson	263	-19	2	Sahith Theegala Brian Harman	Seaside / Plantation**	\$ 8,100,000	\$ 1,458,000

* Won in Playoff
** Redesigned course layout



2022 TOURNAMENT RESULTS

RANK	Player	R1	R2	R3	R4	Total	Money
1	Adam Svensson	73	64	62	64	263	1,458,000
2T	Callum Tarren	64	68	69	64	265	612,900
2T	Sahith Theegala	68	63	68	66	265	612,900
2T	Brian Harman	67	69	64	65	265	612,900
5T	Joel Dahmen	67	64	72	64	267	277,830
5T	Cole Hammer	64	66	72	65	267	277,830
5T	Chris Stroud	70	66	66	65	267	277,830
5T	Seamus Power	66	68	67	66	267	277,830
5T	Alex Smalley	67	66	67	67	267	277,830
10T	Robby Shelton	68	70	65	65	268	188,325
10T	Erik Barnes	70	67	65	66	268	188,325
10T	David Lingmerth	67	65	70	66	268	188,325
10T	Wyndham Clark	71	65	66	66	268	188,325
10T	Patrick Rodgers	69	65	64	70	268	188,325
15T	J.J. Spaun	67	68	69	65	269	127,575
15T	Greyson Sigg	66	69	70	64	269	127,575
15T	Seung-Yul Noh	68	64	70	67	269	127,575
15T	Will Gordon	69	64	68	68	269	127,575
15T	Taylor Pendrith	69	66	65	69	269	127,575
15T	Taylor Montgomery	69	66	65	69	269	127,575
21T	Russell Knox	67	70	66	67	270	76,646
21T	J.T. Poston	70	67	66	67	270	76,646
21T	Danny Lee	70	66	66	68	270	76,646
21T	Ben Taylor	71	65	65	69	270	76,646
21T	Beau Hossler	64	67	69	70	270	76,646
21T	Harry Higgs	67	63	70	70	270	76,646
21T	Andrew Putnam	65	65	69	71	270	76,646
21T	Ben Martin	69	64	65	72	270	76,646
29T	Kevin Kisner	70	67	67	67	271	51,908
29T	Zac Blair	67	69	68	67	271	51,908
29T	Ben Griffin	65	71	67	68	271	51,908
29T	Harris English	68	68	70	65	271	51,908
29T	Justin Rose	68	67	67	69	271	51,908
29T	Paul Haley II	68	67	67	69	271	51,908
35T	Chris Gotterup	65	68	71	68	272	41,209
35T	Michael Kim	67	69	69	67	272	41,209
35T	Patton Kizzire	67	68	70	67	272	41,209
35T	Kevin Streelman	68	64	68	72	272	41,209
39T	Hayden Buckley	69	66	69	69	273	32,805
39T	Keith Mitchell	67	68	69	69	273	32,805
39T	Aaron Baddeley	69	68	68	68	273	32,805
39T	Henrik Norlander	67	69	70	67	273	32,805
39T	Eric Cole	69	68	70	66	273	32,805
39T	Carl Yuan	70	68	69	66	273	32,805
45	Akshay Bhatia	73	63	69	69	274	27,135
46T	Denny McCarthy	66	70	68	71	275	21,749
46T	Kevin Roy	69	68	68	70	275	21,749
46T	Davis Riley	68	69	69	69	275	21,749
46T	Brice Garnett	68	69	69	69	275	21,749
46T	Jim Herman	72	65	70	68	275	21,749
46T	Stephan Jaeger	67	70	71	67	275	21,749
46T	Dylan Wu	70	68	70	67	275	21,749
46T	Ryan Armour	70	67	73	65	275	21,749

54T	Martin Trainer	70	67	67	72	276	18,630
54T	Trevor Cone	69	68	68	71	276	18,630
54T	Scott Stallings	70	66	67	73	276	18,630
54T	Dean Burmester	66	68	71	71	276	18,630
54T	Brandon Wu	70	68	67	71	276	18,630
54T	Kevin Yu	72	66	69	69	276	18,630
54T	Jacob Bridgeman	69	67	73	67	276	18,630
54T	Brent Grant	71	67	71	67	276	18,630
62T	Matthias Schwab	72	66	68	71	277	17,820
62T	Tyson Alexander	68	69	70	70	277	17,820
64T	Joseph Bramlett	68	69	72	69	278	17,496
64T	Doc Redman	70	68	73	67	278	17,496
66	Justin Suh	66	68	70	75	279	17,253
67T	Zecheng Dou	69	67	71	74	281	17,010
67T	Andrew Landry	75	63	72	71	281	17,010
69	MJ Daffue	70	68	70	75	283	16,767

Did Not Make Cut			
Dylan Frittelli	71	68	139
Adam Long	71	68	139
Jason Dufner	70	69	139
Chesson Hadley	69	70	139
Mackenzie Hughes	71	68	139
Robert Streb	68	71	139
Matt Kuchar	70	69	139
Nick Hardy	72	67	139
Nico Echavarria	72	67	139
Spencer Ralston	68	71	139
Sam Ryder	72	67	139
Kevin Tway	70	69	139
Stewart Cink	70	69	139
Rory Sabbatini	70	69	139
Brendon Todd	72	67	139
S.H. Kim	72	67	139
Vincent Norrman	71	68	139
Sam Stevens	72	67	139
Adam Schenk	70	70	140
Brian Gay	71	69	140
Chris Kirk	71	69	140
Nate Lashley	70	70	140
Tyler Duncan	75	65	140
Peter Malnati	69	71	140
Kyle Westmoreland	72	68	140
Lee Hodges	72	69	141
Chad Ramey	68	73	141
Jason Day	74	67	141
Brandon Matthews	72	69	141
Harry Hall	70	71	141
Scott Piercy	73	68	141
Sean O'Hair	69	72	141
John Huh	69	72	141
Sung Kang	72	69	141
Matthew NeSmith	70	71	141
Webb Simpson	67	74	141
Zach Johnson	69	72	141
Francesco Molinari	67	74	141
Cameron Percy	69	72	141
Conner Godsey	70	71	141
Troy Merritt	71	71	142
Garrick Higgo	71	71	142
Brett Drewitt	76	66	142

Aaron Rai	74	68	142
Kelly Kraft	72	70	142
Byeong Hun An	71	71	142
Camilo Villegas	75	67	142
Charley Hoffman	69	73	142
Nick Watney	73	69	142
Justin Lower	69	73	142
Harrison Endycott	76	66	142
Carson Young	73	69	142
Tom Hoge	71	72	143
Andrew Novak	71	72	143
Luke List	68	75	143
Bill Haas	73	71	144
Austin Cook	71	73	144
Matt Wallace	74	70	144
Ryan Brehm	72	72	144
Sepp Straka	69	75	144
Michael Thompson	74	70	144
Austin Smotherman	71	73	144
Hank Lebioda	75	70	145
Jonathan Byrd	72	73	145
Michael Gligic	73	72	145
Davis Thompson	75	70	145
Cameron Champ	74	71	145
Mattl Schmid	74	71	145
Taylor Moore	72	74	146
Kevin Chappell	71	75	146
Palmer (A) Jackson	73	73	146
Tim Weinhart	75	71	146
Augusto Núñez	71	75	146
Trevor Werbylo	74	73	147
Vaughn Taylor	78	69	147
Max McGreevy	73	74	147
Scott Brown	76	71	147
Scott Harrington	73	74	147
Brian Stuard	76	72	148
Philip Knowles	71	77	148
Richy Werenski	74	75	149
Tano Goya	76	73	149
Bryson Nimmer	73	78	151
Danny Willett	73		WD
Trey Mullinax	75		WD
David Lipsky	76		WD

2021 TOURNAMENT RESULTS

RANK	Player	R1	R2	R3	R4	Total	Money
1	Talor Gooch	64	65	67	64	260	1,296,000
2	Mackenzie Hughes	63	68	70	62	263	784,800
3	Sebastián Muñoz	60	70	69	65	264	496,800
4T	Tyler McCumber	69	68	70	60	267	288,000
4T	Cameron Smith	64	71	68	64	267	288,000
4T	Tom Hoge	65	68	67	67	267	288,000
4T	Seamus Power	63	69	67	68	267	288,000
8T	Taylor Moore	66	65	71	66	268	217,800
8T	Webb Simpson	69	67	66	66	268	217,800
10T	Denny McCarthy	66	72	65	66	269	189,000
10T	Luke List	68	67	66	68	269	189,000
12T	Keith Mitchell	68	67	70	65	270	147,600
12T	Justin Rose	67	68	70	65	270	147,600
12T	John Huh	63	67	72	68	270	147,600
12T	Jhonattan Vegas	64	72	67	67	270	147,600
16T	Charles Howell III	68	70	67	66	271	106,200
16T	Adam Long	67	71	67	66	271	106,200
16T	Zach Johnson	61	71	73	66	271	106,200
16T	Max McGreevy	66	69	69	67	271	106,200
16T	J.J. Spaun	64	71	69	67	271	106,200
16T	Aaron Rai	68	67	68	68	271	106,200
22T	Troy Merritt	66	71	70	65	272	72,360
22T	Matthias Schwab	67	68	73	64	272	72,360
22T	Corey Connors	62	71	72	67	272	72,360
22T	Russell Henley	64	70	70	68	272	72,360
26T	Taylor Pendrith	68	69	69	67	273	55,800
26T	Chez Reavie	63	72	72	66	273	55,800
26T	Andrew Novak	67	70	69	67	273	55,800
29T	Cameron Young	65	71	71	67	274	44,190
29T	Michael Gligic	65	72	69	68	274	44,190
29T	Joel Dahmen	65	73	70	66	274	44,190
29T	Wyndham Clark	66	72	70	66	274	44,190
29T	Matthew NeSmith	67	69	73	65	274	44,190
29T	Mito Pereira	67	70	67	70	274	44,190
29T	Scott Stallings	63	69	69	73	274	44,190
29T	David Skinsns	64	69	69	72	274	44,190
37T	Matt Kuchar	65	71	70	69	275	34,200
37T	Jonathan Byrd	64	72	70	69	275	34,200
37T	Adam Scott	67	71	70	67	275	34,200
40T	Joshua Creel	68	70	68	70	276	27,000
40T	Brian Gay	64	73	70	69	276	27,000
40T	Russell Knox	67	68	72	69	276	27,000
40T	Peter Malnati	68	70	70	68	276	27,000
40T	Lanto Griffin	65	70	75	66	276	27,000
40T	Austin Smotherman	65	73	72	66	276	27,000
40T	Doug Ghim	66	71	74	65	276	27,000
47T	Bill Haas	65	71	71	70	277	19,728
47T	Mickey DeMorat	63	75	69	70	277	19,728
47T	Jim Herman	65	69	76	67	277	19,728
47T	Brandt Snedeker	68	70	73	66	277	19,728
51T	Dylan Wu	66	72	68	72	278	17,304
51T	William McGirt	66	69	71	72	278	17,304
51T	Kevin Streelman	68	69	71	70	278	17,304

51T	Brendan Steele	66	69	74	69	278	17,304
51T	Nate Lashley	63	74	73	68	278	17,304
51T	Adam Hadwin	67	68	75	68	278	17,304
57T	Lee Hodges	65	69	73	72	279	16,416
57T	Patrick Rodgers	64	72	70	73	279	16,416
57T	Michael Thompson	66	71	73	69	279	16,416
57T	Scottie Scheffler	63	73	75	68	279	16,416
61T	Brian Harman	66	72	70	72	280	15,984
61T	Roger Sloan	67	71	74	68	280	15,984
63T	Vince Whaley	65	73	71	72	281	15,552
63T	Jared Wolfe	68	70	72	71	281	15,552
63T	Sung Kang	67	68	76	70	281	15,552
63T	Nick Hardy	69	69	76	67	281	15,552
67	Matt Wallace	65	72	73	72	282	15,192
68	Davis Love III	68	70	78	67	283	15,048
69	Kyle Stanley	70	68	78	68	284	14,904
70T	Scott Piercy	69	68	72	76	285	14,688
70T	Kiradech Aphibarnrat	66	72	74	73	285	14,688

Did Not Make Cut			
Brice Garnett	66	73	139
Harris English	69	70	139
Robert Streb	68	71	139
Jason Day	70	69	139
David Lipsky	67	72	139
Brandon Hagy	64	75	139
Kramer Hickok	68	71	139
Bronson Burgoon	67	72	139
Chesson Hadley	63	76	139
Patton Kizzire	67	72	139
Brendon Todd	66	73	139
Justin Lower	67	72	139
Brian Stuard	69	70	139
D.J. Trahan	71	68	139
Adam Svensson	71	68	139
Greyson Sigg	64	75	139
Alex Smalley	67	72	139
Hayden Buckley	67	72	139
Doc Redman	65	75	140
Emiliano Grillo	68	72	140
Lucas Glover	71	69	140
Danny Lee	69	71	140
Davis Riley	67	73	140
Andrew Putnam	66	75	141
Matt Jones	68	73	141
Stephan Jaeger	66	75	141
Anirban Lahiri	68	73	141
Vaughn Taylor	73	68	141
Chris Kirk	67	74	141
Nick Watney	71	70	141
Max Homa	66	75	141
Harry Higgs	70	71	141
Paul Barjon	69	72	141
Sahithi Theegala	70	71	141
Trey Mullinax	67	74	141
Callum Tarren	70	71	141
Peter Uihlein	71	71	142
Kelly Kraft	65	77	142
Chad Ramey	73	69	142
Ryan Armour	67	75	142
David Hearn	68	74	142
Henrik Norlander	68	74	142
Tyler Duncan	70	72	142

Branden Grace	67	75	142
Kevin Tway	70	72	142
Joaquin Niemann	67	75	142
Ludvig Aberg (A)	72	70	142
Ben Kohles	67	75	142
Camilo Villegas	70	73	143
Andrew Landry	68	75	143
Richy Werenski	71	72	143
Scott Gutschewski	68	75	143
Kyle Wilshire	73	70	143
Chris Stroud	67	76	143
Alex Noren	71	72	143
Hudson Swafford	72	71	143
Luke Donald	68	75	143
Cam Davis	73	70	143
Ben Crane	74	69	143
Sepp Straka	68	75	143
Graeme McDowell	68	76	144
Hank Lebioda	64	80	144
Davis Thompson	71	73	144
Kevin Yu	71	73	144
Sam Ryder	65	80	145
Stewart Cink	68	77	145
Jimmy Walker	69	76	145
Seth Reeves	70	75	145
Kurt Kitayama	67	78	145
Austin Cook	73	73	146
Dawie van der Walt	70	76	146
Carl Yuan	71	75	146
Joseph Bramlett	71	75	146
Curtis Thompson	73	73	146
J.T. Poston	71	75	146
Brett Drewitt	72	74	146
Kevin Kisner	76	71	147
J.P. Griffin	71	76	147
Brandon Wu	73	74	147
Keegan Bradley	67	81	148
Dylan Frittelli	69	80	149
Martin Trainer	70	79	149
Jonas Blixt	77	73	150
Louis Oosthuizen	69		WD
Rory Sabbatini			DQ

2020 TOURNAMENT RESULTS

RANK	Player	R1	R2	R3	R4	Total	Money
1	Robert Streb	65	63	67	68	263	1,188,000
2	Kevin Kisner	68	66	66	63	263	719,400
3	Cameron Tringale	67	68	67	62	264	455,400
4T	Bernd Wiesberger	66	68	68	63	265	297,000
4T	Andrew Landry	68	68	65	64	265	297,000
6T	Harris English	66	66	72	62	266	215,325
6T	Camilo Villegas	64	66	70	66	266	215,325
6T	Kyle Stanley	67	65	68	66	266	215,325
6T	Zach Johnson	66	67	65	68	266	215,325
10T	Corey Conners	67	70	66	64	267	173,250
10T	Patton Kizzire	65	66	70	66	267	173,250
12T	Jason Day	69	67	67	65	268	140,250
12T	John Huh	69	68	66	65	268	140,250
12T	Rory Sabbatini	65	72	66	65	268	140,250
15T	Keegan Bradley	67	68	67	67	269	113,850
15T	Matthew NeSmith	72	63	66	68	269	113,850
15T	Bronson Burgoon	68	63	67	71	269	113,850
18T	Doug Ghim	67	71	68	64	270	87,450
18T	Alex Noren	66	71	68	65	270	87,450
18T	Scott Piercy	70	66	69	65	270	87,450
18T	Chris Kirk	70	67	67	66	270	87,450
18T	Emiliano Grillo	66	68	65	71	270	87,450
23T	Wyndham Clark	70	66	70	65	271	55,959
23T	Tyrrell Hatton	69	68	69	65	271	55,959
23T	Lucas Glover	71	68	67	65	271	55,959
23T	Roger Sloan	67	69	71	64	271	55,959
23T	Charley Hoffman	68	69	67	67	271	55,959
23T	Chesson Hadley	73	65	66	67	271	55,959
23T	Henrik Stenson	69	68	71	63	271	55,959
30T	Bo Hoag	68	71	66	67	272	39,553
30T	Russell Henley	70	69	67	66	272	39,553
30T	Adam Long	67	68	69	68	272	39,553
30T	Jim Herman	68	67	69	68	272	39,553
30T	Vaughn Taylor	70	66	71	65	272	39,553
30T	Charles Howell III	68	67	72	65	272	39,553
30T	Branden Grace	70	68	70	64	272	39,553
37T	Nate Lashley	68	67	71	67	273	28,710
37T	Matt Wallace	64	71	70	68	273	28,710
37T	Tommy Fleetwood	67	72	67	67	273	28,710
37T	Brendon Todd	68	70	67	68	273	28,710
37T	Webb Simpson	68	71	68	66	273	28,710
37T	Andrew Putnam	71	68	68	66	273	28,710
37T	Matt Kuchar	70	66	67	70	273	28,710
44T	Keith Mitchell	69	66	70	69	274	21,450
44T	Sepp Straka	71	65	72	66	274	21,450
44T	Matt Jones	67	71	70	66	274	21,450
44T	Joaquin Niemann	73	66	70	65	274	21,450
48T	Peter Malnati	65	70	73	67	275	17,952
48T	Adam Schenk	73	66	70	66	275	17,952
50T	Joel Dahmen	74	61	71	70	276	16,401
50T	Ian Poulter	69	69	68	70	276	16,401
50T	Brian Stuard	74	63	72	67	276	16,401
50T	Shane Lowry	67	71	71	67	276	16,401

54T	Kevin Streelman	71	67	69	70	277	15,510
54T	Rafa Cabrera Bello	71	68	70	68	277	15,510
54T	Josh Teater	73	66	71	67	277	15,510
57T	Aaron Baddeley	68	69	69	72	278	15,180
57T	Sebastian Cappelen	68	71	71	68	278	15,180
59T	Sean O'Hair	70	68	69	73	280	14,784
59T	Graeme McDowell	70	68	70	72	280	14,784
59T	Rob Oppenheim	73	66	70	71	280	14,784
59T	J.J. Spaun	68	69	74	69	280	14,784
63T	Ryan Brehm	72	66	69	76	283	14,388
63T	Scott Stallings	69	68	78	68	283	14,388
65	Kevin Chappell	71	67	71	76	285	14,190

Did Not Make Cut			
Charl Schwartzel	71	69	140
Hunter Mahan	69	71	140
Richy Werenski	73	67	140
Will Gordon	71	69	140
Jamie Lovemark	75	65	140
Cameron Percy	75	65	140
Cameron Davis	70	70	140
C.T. Pan	67	73	140
Jason Dufner	71	69	140
J.T. Poston	71	69	140
Luke Donald	72	68	140
Justin Rose	70	70	140
Michael Hebert	71	69	140
Brian Harman	72	69	141
Jhonattan Vegas	75	66	141
Talor Gooch	71	70	141
Hudson Swafford	72	69	141
Tom Hoge	69	72	141
Martin Trainer	74	67	141
Sungjae Im	72	69	141
Rhein Gibson	68	73	141
Brandon Crick	74	67	141
Matthew Fitzpatrick	72	69	141
Hank Lebioda	73	68	141
David Hearn	74	68	142
D.A. Points	75	67	142
Louis Oosthuizen	73	69	142
Mackenzie Hughes	73	69	142
Jason Kokrak	75	67	142
Chris Baker	72	70	142
K.J. Choi	71	71	142
Beau Hossler	76	66	142
Patrick Rodgers	69	73	142
Matt Every	73	69	142
Brandt Snedeker	76	66	142
Tyler Duncan	76	66	142
Nick Taylor	73	69	142
Austin Cook	68	74	142
Kyoung-Hoon Lee	71	72	143
Russell Knox	72	71	143
Jonathan Byrd	72	71	143
Harold Varner III	75	68	143
Sam Ryder	73	70	143
Mark Anderson	73	70	143
Andy Sullivan	73	70	143
Harry Higgs	75	68	143

Denny McCarthy	71	72	143
Scott Harrington	73	70	143
Mark Hubbard	74	69	143
Danny Willett	69	74	143
Pat Perez	74	69	143
Vincent Whaley	71	73	144
Xinjun Zhang	75	69	144
Kevin Tway	74	70	144
Stewart Cink	74	70	144
Doc Redman	72	72	144
James Hahn	72	72	144
Nick Watney	75	69	144
Aaron Wise	76	68	144
Brice Garnett	69	75	144
Joseph Bramlett	71	73	144
Adam Hadwin	76	69	145
Martin Laird	74	71	145
Brandon Hagy	74	71	145
Kristoffer Ventura	75	70	145
Scott Brown	69	76	145
Luke List	74	72	146
Ted Potter, Jr.	74	72	146
Ryan Armour	71	75	146
Chez Reavie	72	74	146
Maverick McNealy	77	69	146
Joey Garber	74	72	146
Sung Kang	71	76	147
Troy Merritt	74	73	147
Chase Seiffert	76	71	147
Bo Van Pelt	73	75	148
Robby Shelton	78	70	148
D.J. Trahan	72	76	148
Tyler McCumber	75	73	148
Michael Gligic	79	69	148
Tim Wilkinson	71	78	149
Lee Westwood	76	73	149
Satoshi Kodaira	75	74	149
Sebastián Muñoz	76	73	149
Fabián Gómez	78	71	149
Dylan Frittelli	76	74	150
Davis Thompson (A)	77	73	150
Brendan Steele	72	82	154
Anthony Cordes	78	76	154
Michael Kim			WD
Kevin Stadler	72	83	DQ

2019 TOURNAMENT RESULTS

RANK	Player	R1	R2	R3	R4	Total	Money
1	Tyler Duncan	67	61	70	65	263	1,188,000
2	Webb Simpson	65	68	63	67	263	719,400
3	Sebastián Muñoz	67	63	66	68	264	455,400
4	Brendon Todd	66	66	62	72	266	323,400
5T	Henrik Norlander	67	65	67	68	267	244,200
5T	Scottie Scheffler	70	66	63	68	267	244,200
5T	Kyoung-Hoon Lee	64	68	66	69	267	244,200
8T	Denny McCarthy	71	62	68	67	268	199,650
8T	D.J. Trahan	67	63	67	71	268	199,650
10T	Will Gordon	68	65	70	66	269	160,050
10T	Brian Stuard	70	66	66	67	269	160,050
10T	Vaughn Taylor	68	67	65	69	269	160,050
10T	Alex Noren	68	65	67	69	269	160,050
14T	J.T. Poston	66	70	68	66	270	110,550
14T	Matthew NeSmith	68	67	68	67	270	110,550
14T	Keith Mitchell	70	66	66	68	270	110,550
14T	Scott Brown	65	67	68	70	270	110,550
14T	Brian Harman	67	66	66	71	270	110,550
14T	Nick Watney	67	67	66	70	270	110,550
20T	Russell Knox	71	67	64	69	271	80,850
20T	Cameron Tringale	64	71	71	65	271	80,850
20T	Ricky Barnes	68	63	67	73	271	80,850
23T	Chase Seiffert	68	69	66	69	272	57,420
23T	Ryan Armour	70	65	68	69	272	57,420
23T	Talor Gooch	69	68	65	70	272	57,420
23T	Fabián Gómez	68	63	69	72	272	57,420
23T	Jim Furyk	69	69	68	66	272	57,420
23T	Davis Thompson (A)	68	70	68	66	272	-
23T	Doc Redman	66	67	66	73	272	57,420
30T	Kyle Stanley	69	64	70	70	273	43,230
30T	David Hearn	66	69	69	69	273	43,230
30T	Hank Lebioda	67	68	67	71	273	43,230
30T	Troy Merritt	68	68	66	71	273	43,230
30T	Tim Wilkinson	68	66	67	72	273	43,230
35T	Alex Cejka	67	67	69	71	274	32,258
35T	Jim Herman	72	65	67	70	274	32,258
35T	Dylan Frittelli	68	67	68	71	274	32,258
35T	Brandon Hagy	71	66	66	71	274	32,258
35T	Adam Long	71	66	67	70	274	32,258
35T	Harry Higgs	70	67	67	70	274	32,258
35T	Bill Haas	68	68	67	71	274	32,258
35T	Scott Stallings	67	70	69	68	274	32,258
43T	Stewart Cink	69	67	68	71	275	22,148
43T	Mark Anderson	66	68	70	71	275	22,148
43T	David Lingmerth	69	67	67	72	275	22,148
43T	Scott Harrington	65	73	64	73	275	22,148
43T	Rhein Gibson	66	64	74	71	275	22,148
43T	Kyle Reifers	71	63	68	73	275	22,148
43T	Luke Donald	70	68	69	68	275	22,148
50T	Chesson Hadley	71	65	67	73	276	17,006
50T	Ryan Brehm	68	69	67	72	276	17,006
50T	Anirban Lahiri	71	67	66	72	276	17,006
53T	Mark Hubbard	68	67	69	73	277	15,494
53T	Luke List	67	69	68	73	277	15,494
53T	Maverick McNealy	71	66	68	72	277	15,494
53T	Kramer Hickok	68	70	67	72	277	15,494
53T	Rory Sabbatini	67	70	70	70	277	15,494
53T	Tim Herron	70	64	73	70	277	15,494
53T	Tyler McCumber	70	68	70	69	277	15,494
53T	Rob Oppenheim	69	69	71	68	277	15,494

61T	Wes Roach	72	66	65	75	278	14,652
61T	Ben Crane	68	70	66	74	278	14,652
61T	Austin Cook	71	66	68	73	278	14,652
61T	Zach Johnson	69	69	68	72	278	14,652
65T	Mackenzie Hughes	66	70	69	74	279	14,190
65T	Doug Ghim	68	70	70	71	279	14,190
65T	Vincent Whaley	67	71	71	70	279	14,190
68T	Shawn Stefani	71	64	69	76	280	13,728
68T	Patton Kizzire	69	69	67	75	280	13,728
68T	Michael Thompson	71	65	70	74	280	13,728
68T	Adam Hadwin	71	67	74	68	280	13,728
72T	Peter Uihlein	69	68	70	74	281	13,332
72T	Matt Jones	70	66	72	73	281	13,332
74	Satoshi Kodaira	68	70	72	72	282	13,134
75	Bo Hoag	68	70	73	72	283	13,002
76	Davis Riley	68	67	71	78	284	12,870

Did Not Make Cut			
Chris Kirk	71	68	139
Brendan Steele	71	68	139
Nick Taylor	67	72	139
Patrick Rodgers	68	71	139
J.J. Spaun	74	65	139
Lanto Griffin	74	65	139
Chris Stroud	71	68	139
Freddie Jacobson	69	70	139
Joel Dahmen	71	68	139
Cameron Percy	73	66	139
Ben Martin	74	65	139
Brice Garnett	70	69	139
Vince Covello	71	68	139
Aaron Baddeley	73	67	140
Bronson Burgoon	70	70	140
Kevin Kisner	73	67	140
Charles Howell III	68	72	140
Seamus Power	75	65	140
Chad Campbell	70	70	140
Martin Laird	70	70	140
Tom Hoge	70	70	140
Harris English	71	69	140
Si Woo Kim	72	68	140
Aaron Wise	70	70	140
Xinjun Zhang	71	69	140
Kristoffer Ventura	75	65	140
Jason Dufner	72	69	141
Adam Schenk	72	69	141
Jonathan Byrd	72	69	141
Johnson Wagner	67	74	141
Andrew Landry	71	70	141
Matt Kuchar	72	69	141
Billy Horschel	74	67	141
Roberto Castro	68	73	141
Nelson Ledesma	71	70	141
Greyson Sigg	73	68	141
Ben Taylor	74	67	141
John Merrick	68	74	142
Davis Love III	68	74	142
Akshay Bhatia	71	71	142
Cole Miller	70	72	142
Sam Ryder	71	71	142

Boo Weekley	70	72	142
Brian Gay	69	73	142
Tommy Gainey	73	69	142
Hudson Swafford	71	71	142
Arjun Atwal	71	71	142
Josh Teater	73	69	142
James Hahn	68	74	142
Rafael Campos	72	70	142
Dru Love	73	69	142
Robert Streb	73	70	143
J.J. Henry	71	72	143
Chris Baker	72	71	143
Michael Gellerman	75	68	143
Michael Gligic	72	71	143
Russell Henley	75	68	143
Dominic Bozzelli	72	71	143
Robert Garrigus	73	71	144
Kevin Chappell	73	71	144
Kevin Streelman	71	73	144
Zack Sucher	71	73	144
Zac Blair	72	73	145
K.J. Choi	69	76	145
Robby Shelton	74	71	145
Beau Hossler	74	71	145
D.A. Points	73	73	146
Henry Chung	71	75	146
Matt Atkins	72	75	147
Peter Malnati	74	73	147
Cameron Davis	76	72	148
Derek Ernst	73	75	148
Sangmoon Bae	72	77	149
Joseph Bramlett	70	80	150
Sepp Straka	69	82	151
Ted Potter, Jr.	74	78	152
Sebastian Cappelen	75	77	152
Tim Weinhart	73	80	153
George McNeill	77		WD
Michael Kim			WD

2018 TOURNAMENT RESULTS

RANK	Player	R1	R2	R3	R4	Total	Money
1	Charles Howell III	64	64	68	67	263	1,152,000
2	Patrick Rodgers	70	70	61	62	263	691,200
3	Webb Simpson	68	68	63	65	264	435,200
4T	Ryan Blaum	69	65	65	66	265	281,600
4T	Luke List	69	68	63	65	265	281,600
6	Cameron Champ	68	63	66	69	266	230,400
7T	Peter Uihlein	66	71	67	63	267	192,800
7T	Chase Wright	67	69	67	64	267	192,800
7T	Kevin Kisner	70	69	63	65	267	192,800
7T	Zach Johnson	70	66	65	66	267	192,800
11T	Austin Cook	66	73	65	64	268	140,800
11T	Lucas Glover	69	67	67	65	268	140,800
11T	Graeme McDowell	67	68	67	66	268	140,800
11T	Dominic Bozzelli	71	66	65	66	268	140,800
15T	Hunter Mahan	71	67	67	64	269	92,960
15T	Ryan Armour	72	66	67	64	269	92,960
15T	Patton Kizzire	68	72	63	66	269	92,960
15T	Richy Werenski	71	69	63	66	269	92,960
15T	Matt Every	69	69	65	66	269	92,960
15T	David Hearn	68	66	67	68	269	92,960
15T	Anders Albertson	70	66	66	67	269	92,960
15T	Jason Gore	68	63	66	72	269	92,960
23T	Nick Watney	69	64	72	65	270	51,413
23T	Jonathan Byrd	72	67	66	65	270	51,413
23T	Adam Schenk	69	69	67	65	270	51,413
23T	Scott Langley	70	67	67	66	270	51,413
23T	Troy Merritt	69	68	69	64	270	51,413
23T	Corey Connors	69	67	70	64	270	51,413
23T	Harold Varner III	68	70	66	66	270	51,413
23T	Kyle Jones	71	68	65	66	270	51,413
23T	Brian Gay	69	67	65	69	270	51,413
32T	Scott Brown	69	70	66	66	271	36,224
32T	Hank Lebioda	69	68	69	65	271	36,224
32T	Martin Piller	70	67	69	65	271	36,224
32T	Robert Streb	71	67	66	67	271	36,224
32T	Brian Harman	66	68	73	64	271	36,224
37T	Sungjae Im	68	69	68	67	272	26,240
37T	Tom Hoge	71	68	66	67	272	26,240
37T	Joel Dahmen	70	67	68	67	272	26,240
37T	Fabían Gómez	70	68	68	66	272	26,240
37T	Sam Burns	72	67	67	66	272	26,240
37T	J.J. Spaun	66	71	66	69	272	26,240
37T	Derek Fathauer	68	68	67	69	272	26,240
37T	Ernie Els	70	66	72	64	272	26,240
37T	Brice Garnett	70	65	73	64	272	26,240
46T	Ben Silverman	72	68	65	68	273	16,864
46T	Ben Crane	71	67	68	67	273	16,864
46T	Chris Kirk	69	70	67	67	273	16,864
46T	Harris English	69	70	67	67	273	16,864
46T	Stuart Appleby	69	70	65	69	273	16,864
46T	Sean O'Hair	71	65	70	67	273	16,864
46T	Ted Potter, Jr.	68	70	69	66	273	16,864
46T	Denny McCarthy	73	67	68	65	273	16,864
54T	Dru Love	70	70	64	70	274	14,592
54T	Johnson Wagner	70	67	67	70	274	14,592
54T	Brendon Todd	68	69	69	68	274	14,592
54T	Lee Hodges	70	68	70	66	274	14,592
54T	Henrik Norlander	71	66	72	65	274	14,592
59T	Nate Lashley	70	70	65	70	275	13,888
59T	Roberto Castro	71	67	68	69	275	13,888

59T	Aaron Baddeley	67	72	65	71	275	13,888
59T	Sam Saunders	69	70	67	69	275	13,888
59T	Sangmoon Bae	69	70	68	68	275	13,888
59T	Andrew Landry	70	70	68	67	275	13,888
65T	Jamie Lovemark	70	69	68	69	276	13,184
65T	Davis Love III	67	71	70	68	276	13,184
65T	Joaquin Niemann	73	66	69	68	276	13,184
65T	Wyndham Clark	72	66	71	67	276	13,184
65T	Trey Mullinax	70	68	74	64	276	13,184
70	Roger Sloan	71	69	71	66	277	12,800
71T	D.A. Points	70	68	70	70	278	12,544
71T	Cody Gribble	68	71	69	70	278	12,544
71T	Seth Reeves	72	68	68	70	278	12,544
74T	Ollie Schniederjans	71	69	71	68	279	12,224
74T	Tyler Duncan	69	71	73	66	279	12,224
76T	Garrett Barber	71	65	71	73	280	(A)
76T	Hudson Swafford	72	68	68	72	280	12,032
78	Brendon de Jonge	71	69	69	72	281	11,904

Did Not Make Cut			
Retief Goosen	69	72	141
Shawn Stefani	70	71	141
Alex Prugh	73	68	141
Blake Morris	72	69	141
Ben Griffin	70	71	141
Chris Thompson	71	70	141
Tyrone Van Aswegen	70	71	141
Keith Mitchell	69	72	141
Kelly Kraft	73	68	141
Jonas Blixt	72	69	141
Seamus Power	70	71	141
David Lingmerth	72	69	141
Padraig Harrington	75	66	141
Talor Gooch	73	68	141
Brady Schnell	67	74	141
John Huh	70	72	142
Jim Furyk	70	72	142
Kramer Hickok	74	68	142
Curtis Luck	72	70	142
C.T. Pan	71	71	142
Michael Thompson	74	68	142
Vaughn Taylor	73	69	142
Josh Teater	69	73	142
Peter Malnati	73	69	142
Will MacKenzie	73	69	142
Brandon Harkins	72	70	142
Alex Cejka	74	68	142
José de Jesús Rodríguez	71	71	142
Martin Trainer	71	71	142
J.T. Poston	74	69	143
Tim Herron	71	72	143
Stewart Cink	74	69	143
Matt Jones	69	74	143
Sam Ryder	75	68	143
Whee Kim	68	75	143
Bill Haas	72	71	143
Joey Garber	70	73	143
Jim Knous	75	68	143
Chesson Hadley	74	70	144
Jason Dufner	73	71	144
J.J. Henry	74	70	144
Scott Stallings	76	68	144

John Chin	72	72	144
Wes Roach	73	71	144
Bronson Burgoon	73	71	144
Kyung-Hoon Lee	77	67	144
Brian Stuard	74	70	144
Ricky Barnes	73	72	145
Russell Henley	71	74	145
Andres Romero	72	73	145
Jon Curran	74	71	145
Freddie Jacobson	73	72	145
Jim Herman	71	74	145
Julian Etulain	74	71	145
Adam Svensson	74	71	145
Bud Cauley	73	73	146
Sebastián Muñoz	76	70	146
James Driscoll	72	74	146
Max Homa	74	72	146
Adam Long	71	75	146
Eric Axley	69	78	147
Tom Lovelady	76	71	147
Tommy Gainey	76	72	148
Alex Kang	73	75	148
Kevin Streelman	75	74	149
Robert Garrigus	75	74	149
Chad Campbell	72	77	149
Stephan Jaeger	72	77	149
Sung Kang	74	75	149
Chad Collins	74	75	149
Cameron Tringale	79	71	150
Carlos Ortiz	70	80	150
Michael Kim	74	77	151
Mackenzie Hughes	73	80	153
Sepp Straka	73	80	153
Peter Jones	77	76	153
Nicholas Lindheim	75		WD
Wesley Bryan	78		WD

2017 TOURNAMENT RESULTS

RANK	Player	R1	R2	R3	R4	Total	Money
1	Cook, Austin	66	62	66	67	261	1,116,000
2	Spaun, J.J.	67	70	62	66	265	669,600
3	Gay, Brian	65	64	69	68	266	421,600
4T	Harman, Brian	69	68	66	65	268	244,125
4T	Kisner, Kevin	67	68	65	68	268	244,125
4T	Landry, Andrew	70	64	67	67	268	244,125
4T	Kirk, Chris	63	70	64	71	268	244,125
8T	Silverman, Ben	67	67	69	66	269	167,400
8T	Cauley, Bud	72	63	68	66	269	167,400
8T	McGirt, William	70	68	65	66	269	167,400
8T	Taylor, Vaughn	67	66	68	68	269	167,400
8T	Johnson, Zach	70	68	64	67	269	167,400
13T	Lindheim, Nicholas	67	70	67	66	270	116,250
13T	Pan, C.T.	68	65	70	67	270	116,250
13T	Potter, Jr., Ted	68	68	67	67	270	116,250
13T	Wise, Aaron	68	69	65	68	270	116,250
17T	Hearn, David	67	70	69	65	271	86,800
17T	Streelman, Kevin	69	68	67	67	271	86,800
17T	Lingmerth, David	68	69	67	67	271	86,800
17T	Wagner, Johnson	67	69	67	68	271	86,800
17T	Thompson, Michael	68	68	67	68	271	86,800
22T	Martin, Ben	71	66	69	66	272	64,480
22T	Kraft, Kelly	70	65	68	69	272	64,480
22T	Stuard, Brian	67	68	67	70	272	64,480
25T	Hoge, Tom	67	69	70	67	273	49,445
25T	Cink, Stewart	69	69	68	67	273	49,445
25T	Barber, Blayne	67	67	69	70	273	49,445
25T	Duncan, Tyler	68	70	64	71	273	49,445
29T	Flores, Martin	67	72	66	69	274	37,743
29T	Snedeker, Brandt	67	67	70	70	274	37,743
29T	Kuchar, Matt	69	68	68	69	274	37,743
29T	Goosen, Retief	67	70	69	68	274	37,743
29T	Swafford, Hudson	65	71	68	70	274	37,743
29T	Kang, Sung	66	69	68	71	274	37,743
29T	Jaeger, Stephan	68	69	66	71	274	37,743
29T	Garnett, Brice	65	69	68	72	274	37,743
37T	Teater, Josh	68	67	70	70	275	26,040
37T	Mullinax, Trey	70	69	66	70	275	26,040
37T	Knox, Russell	67	70	68	70	275	26,040
37T	Choi, K.J.	69	68	69	69	275	26,040
37T	Huh, John	71	68	65	71	275	26,040
37T	Connors, Corey	69	69	68	69	275	26,040
37T	Hadley, Chesson	67	69	70	69	275	26,040
37T	Armour, Ryan	69	70	71	65	275	26,040
45T	Van Aswegen, Tyrone	68	70	67	71	276	18,662
45T	Kizzire, Patton	66	69	70	71	276	18,662
45T	Mahan, Hunter	70	66	68	72	276	18,662
45T	Henry, J.J.	70	68	70	68	276	18,662
49T	Dahmen, Joel	64	71	70	72	277	15,302
49T	Sigg, Greyson	69	67	70	71	277	15,302
49T	Harkins, Brandon	66	72	69	70	277	15,302
49T	Stroud, Chris	71	67	70	69	277	15,302
49T	Lashley, Nate	67	71	70	69	277	15,302
54T	Norlander, Henrik	68	69	67	74	278	14,012
54T	Herman, Jim	67	68	71	72	278	14,012
54T	Merritt, Troy	68	70	69	71	278	14,012
54T	de Jonge, Brendon	67	67	73	71	278	14,012
54T	Laird, Martin	70	69	70	69	278	14,012
54T	Mitchell, Keith	67	69	75	67	278	14,012
54T	Harrington, Padraig	71	67	74	66	278	14,012

61T	Thornberry, Braden	72	64	69	74	279	(A)
61T	Gómez, Fabián	72	66	68	73	279	13,268
61T	Oppenheim, Rob	72	66	68	73	279	13,268
61T	Díaz, Roberto	70	67	70	72	279	13,268
61T	Duke, Ken	68	69	70	72	279	13,268
61T	Ryder, Sam	68	71	68	72	279	13,268
67	Watson, Bubba	71	64	76	69	280	12,896
68T	Zhang, Xijun	68	71	70	72	281	12,710
68T	Stallings, Scott	71	68	71	71	281	12,710
70T	Percy, Cameron	69	69	67	77	282	12,400
70T	Burgoon, Bronson	69	68	70	75	282	12,400
70T	Hossler, Beau	70	69	75	68	282	12,400
73	Randolph, Jonathan	72	67	69	76	284	12,152

Did Not Make Cut			
O'Hair, Sean	69	71	140
Campbell, Chad	70	70	140
Yun, Andrew	73	67	140
Lovelady, Tom	70	70	140
Shindler, Conrad	71	69	140
Putnam, Andrew	71	69	140
Streb, Robert	71	69	140
Kim, Whee	71	69	140
Werenski, Richy	67	73	140
Tringale, Cameron	72	68	140
Taylor, Nick	68	72	140
Power, Seamus	69	71	140
Schniederjans, Ollie	72	68	140
Atkins, Matt	71	69	140
McDowell, Graeme	73	68	141
Howell III, Charles	71	70	141
Stegmaier, Brett	71	70	141
Haas, Bill	70	71	141
Kokrak, Jason	65	76	141
Tway, Kevin	71	70	141
Dou, Zecheng	72	69	141
Tracy, Ethan	69	72	141
Skinns, David	69	72	141
Sabbatini, Rory	71	71	142
Hughes, Mac	70	72	142
Villegas, Camilo	71	71	142
Lee, Danny	70	72	142
Barnes, Ricky	69	73	142
Kim, Michael	66	76	142
Watney, Nick	65	77	142
Griffin, Lanto	71	71	142
Blaum, Ryan	70	72	142
Hoffmann, Morgan	70	73	143
Pride, Dicky	73	70	143
Brown, Scott	69	74	143
Byrd, Jonathan	70	73	143
Baddeley, Aaron	71	72	143
Bohn, Jason	69	74	143
Blair, Zac	72	71	143
Garrigus, Robert	70	73	143
Els, Ernie	70	73	143
McCarthy, Denny	68	75	143
Saunders, Sam	67	76	143
Piller, Martin	72	71	143
Lovemark, Jamie	73	71	144
Chalmers, Greg	68	76	144
Vogel, T.J.	73	71	144

Oda, John	70	74	144
Lamb, Rick	73	71	144
Hun An, Byeong	70	74	144
Crane, Ben	73	71	144
Rodgers, Patrick	69	75	144
Mahnati, Peter	70	74	144
Fathauer, Derek	73	71	144
Champ, Cameron	70	74	144
Thompson, Kyle	72	72	144
Novak, Andrew	71	73	144
Poston, J.T.	68	76	144
Woo Kim, Si	71	74	145
Hurley III, Billy	71	74	145
Wilson, Mark	72	73	145
Gainey, Tommy	72	73	145
Wheatcroft, Steve	74	71	145
Kaufman, Smylie	70	75	145
Love III, Davis	72	73	145
English, Harris	71	75	146
Gore, Jason	75	71	146
Gooch, Talor	74	72	146
Appleby, Stuart	76	70	146
Stefani, Shawn	76	70	146
Every, Matt	70	76	146
Curran, Jon	77	70	147
Points, D.A.	73	74	147
English, Harris	71	75	146
Gore, Jason	75	71	146
Gooch, Talor	74	72	146
Appleby, Stuart	76	70	146
Stefani, Shawn	76	70	146
Every, Matt	70	76	146
Curran, Jon	77	70	147
Points, D.A.	73	74	147
Owen, Kyle	76	71	147
Summerhays, Daniel	72	75	147
McCarthy, Dan	71	76	147
Petterson, Carl	77	72	149
Love, Dru	76	73	149
Slocum, Heath	74	76	150
Schenk, Adam	71	79	150
Johnston, Andrew	75	77	152
Simpson, Webb	67	68	WD
Ancer, Abraham	0	0	WD

2016 TOURNAMENT RESULTS

RANK	Player	R1	R2	R3	R4	Total	Money
1	Hughes, Mac	61	67	68	69	265	\$1,080,000
2T	Villegas, Camilo	66	67	64	68	265	396,000
2T	Norlander, Henrik	67	67	66	65	265	396,000
2T	Barber, Blayne	63	68	68	66	265	396,000
2T	Horschel, Billy	66	66	65	68	265	396,000
6T	Lovemark, Jamie	67	66	70	65	268	194,250
6T	Furyk, Jim	64	69	68	67	268	194,250
6T	Schniederjans, Ollie	66	68	66	68	268	194,250
6T	Pan, Cheng Tsung	66	64	67	71	268	194,250
10T	Henley, Russell	67	65	70	67	269	150,000
10T	Cink, Stewart	62	71	67	69	269	150,000
10T	Rodgers, Patrick	69	65	65	70	269	150,000
13T	Stroud, Chris	69	67	68	66	270	99,750
13T	Lahiri, Anirban	68	67	70	65	270	99,750
13T	Thompson, Michael	66	70	66	68	270	99,750
13T	Campbell, Chad	66	65	70	69	270	99,750
13T	Haas, Bill	69	66	66	69	270	99,750
13T	List, Luke	69	64	68	69	270	99,750
13T	Herman, Jim	69	66	66	69	270	99,750
13T	Howell III, Charles	67	65	67	71	270	99,750
T21	Wilkinson, Tim	67	67	69	68	271	60,000
T21	Byrd, Jonathan	62	70	70	69	271	60,000
T21	Stegmaier, Brett	68	67	68	68	271	60,000
T21	Percy, Cameron	69	66	68	68	271	60,000
T21	Stanley, Kyle	65	67	70	69	271	60,000
T21	Kraft, Kelly	67	66	73	65	271	60,000
27T	Huh, John	68	69	67	68	272	41,700
27T	Kim, Michael	64	70	69	69	272	41,700
27T	Romero, Andres	64	72	67	69	272	41,700
27T	Kim, Whee	70	65	70	67	272	41,700
27T	McGirt, William	67	67	71	67	272	41,700
27T	Tringale, Cameron	65	69	68	70	272	41,700
33T	Langley, Scott	65	69	69	70	273	33,900
33T	Kang, Sung	73	64	67	69	273	33,900
33T	Garrigus, Robert	67	68	70	68	273	33,900
36T	Iwata, Hiroshi	65	67	71	71	274	25,833
36T	Armour, Ryan	68	69	66	71	274	25,833
36T	Simpson, Webb	70	66	67	71	274	25,833
36T	Glover, Lucas	66	67	70	71	274	25,833
36T	Swafford, Hudson	64	67	73	70	274	25,833
36T	Poulter, Ian	67	67	71	69	274	25,833
36T	Streelman, Kevin	67	69	66	72	274	25,833
36T	Ridings, Tag	68	67	71	68	274	25,833
36T	Donald, Luke	67	69	70	68	274	25,833
45T	Aldridge, Tyler	66	67	69	73	275	16,253
45T	Kokrak, Jason	67	65	69	74	275	16,253
45T	Teater, Josh	66	66	74	69	275	16,253
45T	Sabbatini, Rory	67	70	69	69	275	16,253
45T	Points, D.A.	69	67	71	68	275	16,253
45T	Flores, Martin	65	72	70	68	275	16,253
45T	Wheatcroft, Steve	70	67	70	68	275	16,253
45T	Snedeker, Brandt	66	71	70	68	275	16,253
45T	Hadley, Chesson	65	66	67	77	275	16,253
54T	Molder, Bryce	67	65	72	72	276	13,800
54T	Lindheim, Nicholas	67	70	67	72	276	13,800
54T	Alker, Steven	64	71	71	70	276	13,800
57T	Noh, Seung-Yul	66	66	71	74	277	13,200
57T	Gonzales, Andres	65	72	68	72	277	13,200
57T	Spaun, J.J.	68	65	73	71	277	13,200
57T	Saunders, Sam	67	70	70	70	277	13,200
57T	Bohn, Jason	69	66	73	69	277	13,200
57T	Streb, Robert	71	65	72	69	277	13,200
57T	Blair, Zac	68	69	71	69	277	13,200
64	Crane, Ben	66	70	71	71	278	12,720
65T	Curran, Jon	69	68	67	75	279	12,540

65T	Hoffmann, Morgan	70	66	65	78	279	12,540
67T	MacKenzie, Will	66	69	71	74	280	12,240
67T	Drewitt, Brett	67	68	71	74	280	12,240
67T	Levin, Spencer	69	68	71	72	280	12,240
70	Stallings, Scott	68	67	72	75	282	12,000
71T	Tway, Kevin	66	68	75	MDF	209	11,760
71T	Blaum, Ryan	67	70	72	MDF	209	11,760
71T	Etulain, Julian	71	66	72	MDF	209	11,760
74T	Fritsch, Brad	72	64	74	MDF	210	11,280
74T	Albertson, Anders	68	68	74	MDF	210	11,280
74T	Seiffert, Chase	71	65	74	MDF	210	11,280
74T	Taylor, Nick	66	71	73	MDF	210	11,280
74T	Power, Seamus	67	70	73	MDF	210	11,280
79	Hubbard, Mark	70	65	76	MDF	211	10,920
80	Castro, Roberto	70	67	75	MDF	212	10,800

Did Not Make Cut			
Gore, Jason	67	71	138
McNeill, George	69	69	138
Axley, Eric	70	68	138
English, Harris	70	68	138
Choi, K.J.	70	68	138
Munoz, Sebastian	70	68	138
Chappell, Kevin	64	74	138
Sucher, Zack	68	70	138
Randolph, Jonathan	69	69	138
Pettersson, Carl	67	71	138
Kizzire, Patton	73	65	138
Owen, Greg	68	70	138
Barnes, Ricky	67	71	138
Kirk, Chris	69	69	138
Stuard, Brian	67	71	138
Anderson, Mark	68	70	138
Lamb, Rick	67	71	138
Gribble, Cody	70	69	139
Kim, Si Woo	70	69	139
Wagner, Johnson	66	73	139
Homa, Max	74	65	139
Jones, Matt	70	69	139
Wilson, Mark	71	68	139
Bryan, Wesley	67	72	139
Hoge, Tom	72	67	139
Appleby, Stuart	67	72	139
Reifers, Kyle	69	70	139
Werenski, Richy	68	71	139
Silvers, Mark	69	70	139
Fdez-Castano, Gonzalo	72	68	140
Els, Ernie	66	74	140
Cauley, Bud	68	72	140
Kisner, Kevin	68	72	140
Johnson, Zach	70	70	140
Brehm, Ryan	70	70	140
Mullinax, Trey	70	70	140
Dahmen, Joel	66	74	140
Van Aswegen, Tyrone	71	69	140

Wright, Zach	68	72	140
Wyatt, Bobby	70	70	140
Merrick, John	69	72	141
deJonge, Brendon	73	68	141
DeChambeau, Bryson	66	75	141
Adamonis, Brad	71	70	141
Marino, Steve	70	71	141
Blixt, Jonas	71	70	141
Martin, Ben	70	71	141
Malhati, Peter	70	71	141
Collins, Chad	74	68	142
Ernst, Derek	68	74	142
Love III, Davis	72	70	142
Kuchar, Matt	70	72	142
Schauffele, Xander	71	71	142
Hagy, Brandon	70	72	142
Merritt, Troy	72	71	143
Johnson, Michael	72	71	143
Turnesa, Marc	73	70	143
Harman, Brian	72	71	143
Herron, Tim	73	71	144
Singh, Vijay	72	72	144
Poston, J.T.	71	73	144
Gainey, Tommy	73	71	144
Gay, Brian	68	76	144
Slocum, Heath	75	70	145
Carballo, Miguel Angel	74	71	145
Duke, Ken	73	72	145
Bozzelli, Dominic	73	72	145
Thompson, Nicholas	70	76	146
Trahan, D.J.	77	69	146
Every, Matt	71	76	147
Campbell, Brian	77	70	147
Broadaway, Josh	74	74	148
Weekley, Boo	75	74	149
Mahan, Hunter	71	78	149
Weinhart, Tim	75	79	154
Bowditch, Steven	77	87	164

2015 TOURNAMENT RESULTS

RANK	Player	R1	R2	R3	R4	Total	Money
1	Kevin Kisner	65	67	64	64	260	\$1,026,000
2	Kevin Chappell	66	65	68	67	266	615,600
3	Graeme McDowell	67	68	65	67	267	387,600
4	Jon Curran	67	70	66	66	269	273,600
5	Freddie Jacobson	65	67	71	67	270	228,000
6T	Russell Henley	66	72	68	65	271	190,950
6T	Alex Cejka	67	67	67	70	271	190,950
6T	Jeff Overton	64	72	66	69	271	190,950
9T	Tom Hoge	64	74	68	66	272	123,500
9T	John Huh	69	69	68	66	272	123,500
9T	Scott Stallings	66	70	69	67	272	123,500
9T	Chad Campbell	66	71	68	67	272	123,500
9T	Charles Howell III	67	70	67	68	272	123,500
9T	Lucas Glover	66	71	67	68	272	123,500
9T	Jamie Lovemark	69	68	67	68	272	123,500
9T	Jason Dufner	67	70	66	69	272	123,500
9T	David Hearn	64	72	67	69	272	123,500
18T	Sean O'Hair	70	68	68	67	273	69,377
18T	Mark Hubbard	68	69	69	67	273	69,377
18T	Chris Kirk	68	71	69	65	273	69,377
18T	Si Woo Kim	66	72	67	68	273	69,377
18T	Scott Brown	67	72	65	69	273	69,377
18T	Boo Weekley	72	66	71	64	273	69,377
18T	Jim Herman	66	69	67	71	273	69,377
25T	Trey Mullinax	65	70	70	69	274	41,681
25T	Jhonattan Vegas	68	72	66	68	274	41,681
25T	Robert Streb	70	66	69	69	274	41,681
25T	Matt Kuchar	69	67	69	69	274	41,681
25T	Harris English	68	71	66	69	274	41,681
25T	Mark Wilson	72	67	66	69	274	41,681
25T	Brian Stuard	68	71	69	66	274	41,681
25T	Ricky Barnes	68	67	68	71	274	41,681
33T	Cameron Percy	67	69	69	70	275	27,049
33T	Johnson Wagner	65	72	70	68	275	27,049
33T	Zac Blair	66	71	70	68	275	27,049
33T	Scott Langley	70	69	69	67	275	27,049
33T	Brendon de Jonge	67	70	68	70	275	27,049
33T	Kyle Stanley	66	67	71	71	275	27,049
33T	Bill Haas	67	71	71	66	275	27,049
33T	Tyler Aldridge	70	67	67	71	275	27,049
33T	Smylie Kaufman	68	70	66	71	275	27,049
33T	Davis Love III	70	70	69	66	275	27,049
33T	Chev Reavie	68	72	69	66	275	27,049
44T	Fabian Gomez	68	69	69	70	276	16,473
44T	Jonathan Byrd	67	71	68	70	276	16,473
44T	Kyle Reifers	70	69	67	70	276	16,473
44T	Hiroshi Iwata	67	67	72	70	276	16,473
44T	Tim Wilkinson	71	65	71	69	276	16,473
44T	Rob Oppenheim	65	71	69	71	276	16,473
44T	Vijay Singh	68	70	71	67	276	16,473
44T	Patrick Rodgers	71	67	71	67	276	16,473
52T	Stuart Appleby	69	70	67	71	277	13,224
52T	K.J. Choi	68	71	69	69	277	13,224
52T	Tim Herron	69	70	66	72	277	13,224
52T	Michael Kim	67	67	70	73	277	13,224
52T	Roberto Castro	68	70	71	68	277	13,224
52T	Lucas Lee	71	69	69	68	277	13,224
58T	Thomas Aiken	66	73	67	72	278	12,540
58T	D.A. Points	69	71	65	73	278	12,540
58T	Rhein Gibson	71	69	68	70	278	12,540
58T	Justin Thomas	67	71	71	69	278	12,540
58T	Dawie van der Walt	69	71	69	69	278	12,540
63T	Matt Atkins	70	69	67	73	279	11,970
63T	Jason Gore	65	69	73	72	279	11,970
63T	Stewart Cink	67	70	68	74	279	11,970

63T	David Lingmerth	66	73	69	71	279	11,970
63T	Steve Marino	68	70	71	70	279	11,970
68T	Andres Gonzales	68	71	68	73	280	11,571
68T	Harold Varner III	66	74	69	71	280	11,571
70T	Derek Fathauer	67	70	71	73	281	11,286
70T	Tim Petrovic	67	73	68	73	281	11,286
70T	Scott Pinckney	71	69	69	72	281	11,286
73	Brett Stegmaier	68	70	68	76	282	11,058
74	Mark Hensby	68	69	71	76	284	10,944
75T	Sung Kang	69	70	71	70	210	10,488
75T	Camilo Villegas	67	73	70	MDF	210	10,488
75T	Bobby Wyatt	67	73	70	MDF	210	10,488
75T	Peter Malnati	69	71	70	MDF	210	10,488
75T	Zach Johnson	70	70	70	MDF	210	10,488
75T	Blayne Barber	70	70	70	MDF	210	10,488
75T	Tyrone Van Aswegen	70	70	70	MDF	210	10,488
82	Martin Piller	67	71	73	MDF	211	10,032
83T	Brendon Todd	68	70	74	MDF	212	9,861
83T	Eric Axley	69	71	72	MDF	212	9,861
85T	John Merrick	68	72	73	MDF	213	9,576
85T	Alex Prugh	70	70	73	MDF	213	9,576
85T	Brice Garnett	70	70	73	MDF	213	9,576

Did Not Make Cut			
Glen Day	69	72	141
Aaron Baddeley	69	72	141
Brian Davis	70	71	141
Patton Kizzire	68	73	141
Spencer Levin	71	70	141
Luke Guthrie	71	70	141
Chad Collins	71	70	141
Seung-Yul Noh	70	71	141
Chesson Hadley	68	73	141
Heath Slocum	70	71	141
Bronson Burgoon	69	72	141
Wes Roach	70	71	141
Billy Hurley III	69	72	141
Vaughn Taylor	69	73	142
Robert Allenby	73	69	142
Robert Karlsson	68	74	142
Sam Saunders	66	76	142
John Peterson	70	72	142
Chris Stroud	69	73	142
John Rollins	69	73	142
Mark Anderson	68	74	142
Adam Svensson	72	70	142
Andres Romero	72	71	143
Ben Crane	71	72	143
Kevin Streelman	69	74	143
Henrik Norlander	73	70	143
Bud Cauley	70	73	143
Abraham Ancer	71	72	143
Michael Putnam	72	71	143
Fred Funk	71	72	143
Andrew Landry	73	70	143
Kelly Kraft	70	73	143
Derek Ernst	72	72	144
Michael Thompson	68	76	144
Hudson Swafford	72	72	144

Miguel Angel Carballo	72	72	144
Nicholas Thompson	70	74	144
Jonas Blixt	72	72	144
Greg Owen	73	71	144
Tom Gillis	72	72	144
Brian Harman	71	73	144
Tim Clark	69	75	144
Luke List	72	72	144
Scott Wolfes	70	74	144
Tim Weinhart	70	74	144
Carlos Ortiz	71	74	145
Greg Chalmers	70	75	145
Gavin Coles	71	74	145
Morgan Hoffman	70	74	144
Brandt Snedeker	71	74	145
Dicky Pride	71	74	145
Erik Compton	73	73	146
Darron Stiles	69	77	146
Dru Love	70	76	146
Tommy Gainey	72	74	146
Jason Kokrak	71	75	146
Austin Connolly	71	75	146
Richard H. Lee	75	72	147
Robert Garrigus	72	75	147
Will MacKenzie	71	76	147
Chris DiMarco	76	71	147
D.H. Lee	72	75	147
Steve Wheatcroft	71	76	147
Andrew Loupe	76	71	147
Shane Bertsch	75	73	148
Shawn Stefani	73	75	148
Cameron Beckman	71	79	150
Chris Smith	76	79	155
Matt Every			wd

2014 TOURNAMENT RESULTS

Rank	Player	R1	R2	R3	R4	Total	Money
1	Streb, Robert	69	66	68	63	266	\$1,008,000
2T	de Jonge, Brendo	68	64	69	65	266	492,800
2T	MacKenzie, Will	65	68	65	68	266	492,800
4T	Duke, Ken	67	69	66	66	268	220,500
4T	Kisner, Kevin	69	68	66	65	268	220,500
4T	Kirk, Chris	68	67	66	67	268	220,500
4T	Henley, Russell	68	63	68	69	268	220,500
8T	Wilson, Mark	67	66	69	67	269	156,800
8T	Gomez, Fabian	67	66	68	68	269	156,800
8T	Svoboda, Andrew	66	66	66	71	269	156,800
8T	Chappell, Kevin	67	67	70	65	269	156,800
12T	Putnam, Andrew	68	67	66	69	270	123,200
12T	Swafford, Hudson	70	67	66	67	270	123,200
14T	Toms, David	73	66	67	65	271	100,800
14T	Finau, Tony	71	67	67	66	271	100,800
14T	Lingmerth, David	68	67	70	66	271	100,800
17T	O'Hair, Sean	69	71	64	68	272	78,400
17T	Pettersson, Carl	68	67	69	68	272	78,400
17T	Piercy, Scott	67	67	68	70	272	78,400
17T	Hahn, James	71	69	65	67	272	78,400
17T	Martin, Ben	70	68	65	69	272	78,400
22T	Appleby, Stuart	71	67	66	69	273	46,760
22T	Axley, Eric	67	70	68	68	273	46,760
22T	Kuchar, Matt	67	70	68	68	273	46,760
22T	Sabbatini, Rory	67	70	66	70	273	46,760
22T	Haas, Bill	69	66	69	69	273	46,760
22T	Points, D.A.	70	70	66	67	273	46,760
22T	Thompson, Nicholas	70	69	66	68	273	46,760
22T	Tringale, Cameron	68	68	67	70	273	46,760
22T	Peterson, John	66	71	72	64	273	46,760
22T	Berger, Daniel	68	69	69	67	273	46,760
32T	Cink, Stewart	69	69	63	73	274	29,058
32T	Alker, Steven	69	67	71	67	274	29,058
32T	Summerhays, Daniel	68	68	68	70	274	29,058
32T	Gainey, Tommy	67	73	68	66	274	29,058
32T	McGirt, William	68	67	68	71	274	29,058
32T	Park, Sung Joon	66	71	68	69	274	29,058
32T	Hadley, Chesson	66	70	70	68	274	29,058
32T	Hoge, Tom	70	68	68	68	274	29,058
32T	Blair, Zachary	71	68	68	67	274	29,058
41T	Love III, Davis	71	68	70	66	275	19,600
41T	Allenby, Robert	69	71	68	67	275	19,600
41T	Campbell, Chad	68	68	71	68	275	19,600
41T	Harman, Brian	65	67	73	70	275	19,600
41T	Simpson, Webb	67	70	69	69	275	19,600
41T	Stefani, Shawn	66	69	71	69	275	19,600
41T	Loupe, Andrew	71	69	67	68	275	19,600
48T	Baddeley, Aaron	67	73	66	70	276	14,075
48T	Compton, Erik	65	70	70	71	276	14,075
48T	Overton, Jeff	70	69	69	68	276	14,075
48T	Todd, Brendon	67	70	67	72	276	14,075
48T	Huh, John	72	68	68	68	276	14,075
48T	Hubbard, Mark	68	67	71	70	276	14,075
54T	Lunde, Bill	71	69	67	70	277	12,544
54T	Bohn, Jason	71	67	67	72	277	12,544
54T	Villegas, Camilo	67	72	69	69	277	12,544
54T	Reifers, Kyle	71	68	69	69	277	12,544
54T	Kizzire, Patton	66	71	70	70	277	12,544
54T	Anderson, Mark	70	70	67	70	277	12,544
54T	Curran, Jon	70	70	69	68	277	12,544

54T	Whitsett, Cory	70	70	66	71	277	12,544
54T	Ernst, Derek	68	67	70	72	277	12,544
63T	Kelly, Jerry	70	68	69	71	278	11,872
63T	Percy, Cameron	68	70	70	70	278	11,872
63T	Pope, Andy	72	66	70	70	278	11,872
66T	Leonard, Justin	72	65	72	70	279	11,536
66T	Kokrak, Jason	66	72	69	72	279	11,536
66T	Thompson, Michael	65	71	67	76	279	11,536
69T	Flores, Martin	67	73	68	72	280	11,256
69T	Castro, Roberto	68	72	68	72	280	11,256
71	Thomas, Justin	74	66	67	75	282	11,088
72	Laird, Martin	68	71	71	MDF	210	10,976
73T	Davis, Brian	71	68	72	MDF	211	10,472
73T	Howell III, Charles	72	66	73	MDF	211	10,472
73T	Rollins, John	70	67	74	MDF	211	10,472
73T	Wheatcroft, Steve	67	73	71	MDF	211	10,472
73T	Glover, Lucas	73	67	71	MDF	211	10,472
73T	Garnett, Brice	73	67	71	MDF	211	10,472
73T	Gonzales, Andres	70	70	71	MDF	211	10,472
73T	Pinckney, Scott	68	71	72	MDF	211	10,472
81T	Armour, Ryan	67	72	73	MDF	212	9,800
81T	Wagner, Johnson	70	69	73	MDF	212	9,800
81T	Renner, Jim	66	74	72	MDF	212	9,800
81T	Hadwin, Adam	70	69	73	MDF	212	9,800
85	Watney, Nick	71	69	73	MDF	213	9,520
86T	Fdez-Castano, Gonzalo	70	69	75	MDF	214	9,296
86T	Taylor, Nick	73	66	75	MDF	214	9,296
86T	Kim, Whee	71	69	74	MDF	214	9,296

Did Not Make Cut			
Cejka, Alex	74	67	141
Slocum, Heath	71	70	141
Van Aswegen, Tyrone	69	72	141
Saunders, Sam	72	69	141
Prugh, Alex	74	67	141
Sucher, Zack	71	70	141
English, Harris	68	73	141
Randolph, Jonathan	73	68	141
Barber, Blayne	71	70	141
Homa, Max	72	69	141
Lower, Justin	72	69	141
Hoffman, Charley	71	71	142
Byrd, Jonathan	70	72	142
Weekley, Boo	71	71	142
Merrick, John	71	71	142
Silvers, Mark	68	74	142
Gore, Jason	75	68	143
Henry, J.J.	73	70	143
Hicks, Justin	72	71	143
Teater, Josh	72	71	143
Stuard, Brian	69	74	143
McCarron, Scott	70	74	144
Harrington, Padraig	71	73	144

Curtis, Ben	73	71	144
Johnson, Zach	71	73	144
Collins, Chad	74	70	144
Lee, Danny	75	69	144
Sloan, Roger	70	74	144
Langley, Scott	69	75	144
Wilcox, Will	73	71	144
Sterne, Richard	75	70	145
Fraustro, Oscar	72	73	145
Brown, Scott	71	75	146
Knost, Colt	71	75	146
Knox, Russell	76	70	146
Newcomb, Patrick	75	71	146
Sainz Jr, Carlos	72	75	147
Skinner, Sonny	74	74	148
DiMarco, Chris	71	77	148
McNeill, George	75	73	148
Herman, Jim	70	78	148
Smith, Byron	74	75	149
Verplank, Scott	77	73	150
Wilkinson, Tim	69	78	147-dq

2013 TOURNAMENT RESULTS

Rank	Player	R1	R2	R3	R4	Total	Money
1	Kirk, Chris	66	66	68	66	266	\$ 990,000
2T	Baird, Briny	63	70	67	67	267	484,000
2T	Clark, Tim	67	67	71	62	267	484,000
4T	Gay, Brian	63	72	66	67	268	227,333
4T	Senden, John	66	67	68	67	268	227,333
4T	Brown, Scott	66	68	68	66	268	227,333
7T	Kuchar, Matt	68	68	68	66	270	171,417
7T	Every, Matt	67	68	69	66	270	171,417
7T	Simpson, Webb	65	68	71	66	270	171,417
10T	Karlsson, Robert	68	68	71	65	272	121,917
10T	Chalmers, Greg	68	68	72	64	272	121,917
10T	Summerhays, Daniel	69	66	69	68	272	121,917
10T	Stadler, Kevin	68	68	65	71	272	121,917
10T	Harman, Brian	67	68	70	67	272	121,917
10T	Kokrak, Jason	69	65	69	69	272	121,917
16T	Slocum, Heath	67	71	69	66	273	85,250
16T	de Jonge, Brendon	67	71	70	65	273	85,250
16T	Johnson, Zach	70	68	68	67	273	85,250
16T	Todd, Brendon	68	67	67	71	273	85,250
20T	Immelman, Trevor	67	72	70	65	274	68,750
20T	Kisner, Kevin	65	73	70	66	274	68,750
22T	Hoffman, Charley	66	73	68	68	275	52,800
22T	Garrigus, Robert	65	74	67	69	275	52,800
22T	McNeill, George	62	76	68	69	275	52,800
22T	Weekley, Boo	67	69	73	66	275	52,800
22T	Langley, Scott	66	71	68	70	275	52,800
27T	Toms, David	68	73	68	67	276	39,050
27T	Howell III, Charles	69	70	66	71	276	39,050
27T	Noh, Seung-Yul	65	70	73	68	276	39,050
27T	Tringale, Cameron	70	69	68	69	276	39,050
27T	English, Harris	68	70	71	67	276	39,050
32T	Curtis, Ben	68	69	72	68	277	31,831
32T	Rollins, John	65	76	66	70	277	31,831
32T	Chappell, Kevin	65	68	74	70	277	31,831
32T	Knox, Russell	70	71	69	67	277	31,831
36T	Campbell, Chad	70	70	71	67	278	26,469
36T	Appleby, Stuart	68	70	71	69	278	26,469
36T	Potter, Jr., Ted	67	67	72	72	278	26,469
36T	Garnett, Brice	67	72	67	72	278	26,469
40T	Austin, Woody	68	73	68	70	279	19,800
40T	Baddeley, Aaron	68	71	70	70	279	19,800
40T	Glover, Lucas	69	72	68	70	279	19,800
40T	Hearn, David	74	66	70	69	279	19,800
40T	Matteson, Troy	71	69	70	69	279	19,800
40T	Villegas, Camilo	66	74	72	67	279	19,800
40T	Claxton, Will	65	71	71	72	279	19,800
40T	Lee, Danny	70	71	70	68	279	19,800
48T	Wilson, Mark	70	71	68	71	280	13,671
48T	Axley, Eric	71	70	68	71	280	13,671
48T	Henry, J.J.	67	72	72	69	280	13,671
48T	Perez, Pat	68	71	72	69	280	13,671
48T	Broadway, Josh	72	68	75	65	280	13,671
48T	Putnam, Michael	68	73	72	67	280	13,671
48T	Hahn, James	69	72	73	66	280	13,671
55T	Weir, Mike	70	71	68	72	281	12,320
55T	Byrd, Jonathan	66	69	72	74	281	12,320
55T	Pettersson, Carl	66	74	75	66	281	12,320
55T	Levin, Spencer	69	70	71	71	281	12,320
55T	Flores, Martin	70	68	72	71	281	12,320
55T	Adams, Blake	73	68	73	67	281	12,320
55T	Stanley, Kyle	68	71	70	72	281	12,320
62	Bowditch, Steve	68	73	68	73	282	11,880
63T	Compton, Erik	68	73	76	66	283	11,715
63T	Piercy, Scott	67	73	71	72	283	11,715
65T	Leonard, Justin	71	70	73	70	284	11,385

65T	Clarke, Darren	69	70	71	74	284	11,385
65T	Goosen, Retief	68	71	69	76	284	11,385
65T	Henley, Russell	69	71	71	73	284	11,385
69	Romero, Andres	70	69	72	74	285	11,110
70T	Sabbatini, Rory	66	73	73	74	286	10,945
70T	Lee, D.H.	67	70	71	78	286	10,945
72T	Goydos, Paul	68	71	76	72	287	10,725
72T	Yang, Y.E.	68	71	76	72	287	10,725

Did Not Make Cut			
DiMarco, Chris	71	71	142
Singh, Vijay	69	73	142
Allenby, Robert	67	75	142
Coceres, Jose	69	73	142
Jacobson, Freddie	70	72	142
Davis, Brian	71	71	142
Na, Kevin	67	75	142
Williams, Lee	70	72	142
Overton, Jeff	69	73	142
McGirt, William	69	73	142
Martin, Ben	71	71	142
Guthrie, Luke	67	75	142
Calcavecchia, Mark	72	71	143
Funk, Fred	71	72	143
Durant, Joe	68	75	143
Svoboda, Andrew	68	75	143
Herman, Jim	66	77	143
Swafford, Hudson	68	75	143
Frazar, Harrison	72	72	144
Crane, Ben	70	74	144
O'Hair, Sean	72	72	144
Hicks, Justin	71	73	144
Van Aswegen, T.	70	74	144
Marino, Steve	72	72	144
Stallings, Scott	68	76	144
Gainey, Tommy	70	74	144
Cauley, Bud	69	75	144
Peterson, John	68	76	144
Cink, Stewart	70	75	145
Gardiner, Scott	70	75	145
Bohn, Jason	68	77	145

MacKenzie, Will	66	79	145
Vargas, James	69	76	145
Stroud, Chris	72	73	145
Lee, Richard H.	71	74	145
Verplank, Scott	73	73	146
Ames, Stephen	67	79	146
Duval, David	71	75	146
Driscoll, James	72	74	146
Collins, Chad	72	74	146
Beljan, Charlie	70	76	146
Merritt, Troy	73	73	146
Hadley, Chesson	74	72	146
Roach, Wes	71	75	146
Stuard, Brian	71	76	147
Hoffmann, Morgan	72	75	147
Hurley III, Billy	77	71	148
Reifers, Kyle	72	76	148
Fritsch, Brad	74	74	148
Tway, Kevin	72	76	148
Thomas, Justin	73	75	148
Love III, Davis	75	74	149
Wagner, Johnson	71	79	150
Loar, Edward	74	77	151
Hamrick, Hunter	73	79	152
Thompson, Nicholas	76	78	154
Stevens, Craig	75	84	159
Kelly, Jerry			75-wd
Blanks, Kris			74-wd

2012 TOURNAMENT RESULTS

Rank	Player	R1	R2	R3	R4	Total	Money
1	Gainey, Tommy	69	67	68	60	264	\$ 720,000
2	Toms, David	65	67	70	63	265	432,000
3	Furyk, Jim	66	65	66	69	266	272,000
4T	Love III, David	65	66	66	71	268	165,333
4T	de Jonge, Brendon	66	69	68	65	268	165,333
4T	Trahan, D.J.	66	67	66	69	268	165,333
7T	Campbell, Chad	66	67	69	67	269	124,667
7T	Owen, Greg	64	69	71	65	269	124,667
7T	Howell III, Charles	66	68	67	68	269	124,667
10T	Atwal, Arjun	67	63	69	71	270	92,000
10T	Wilson, Mark	68	69	66	67	270	92,000
10T	Mathis, David	69	69	65	67	270	92,000
10T	Thompson, Michael	65	68	69	68	270	92,000
10T	Beljan, Charlie	66	71	68	65	270	92,000
15T	Chopra, Daniel	68	69	66	68	271	64,000
15T	Reifers, Kyle	67	68	67	69	271	64,000
15T	Adams, Blake	68	68	69	66	271	64,000
15T	Stallings, Scott	68	70	67	66	271	64,000
15T	English, Harris	71	66	66	68	271	64,000
20T	Duke, Ken	67	68	68	69	272	41,714
20T	Lunde, Bill	68	68	68	68	272	41,714
20T	O'Hair, Sean	73	66	67	66	272	41,714
20T	Villegas, Camilo	65	71	68	68	272	41,714
20T	Brown, Scott	67	70	70	65	272	41,714
20T	Steele, Brendan	67	71	66	68	272	41,714
20T	Cauley, Bud	62	70	68	72	272	41,714
27T	Singh, Vijay	66	68	68	71	273	22,550
27T	Durant, Joe	65	71	67	70	273	22,550
27T	Appleby, Stuart	69	68	67	69	273	22,550
27T	Goggin, Mathew	67	66	68	72	273	22,550
27T	Stenson, Henrik	67	68	69	69	273	22,550
27T	Curtis, Ben	68	69	66	70	273	22,550
27T	Driscoll, James	67	69	71	66	273	22,550
27T	Crane, Ben	68	71	62	72	273	22,550
27T	Sabbatini, Rory	69	65	67	72	273	22,550
27T	Weekley, Boo	64	71	69	69	273	22,550
27T	Harman, Brian	67	72	65	69	273	22,550
27T	Claxton, Will	70	66	65	72	273	22,550
27T	Lee, Danny	65	70	69	69	273	22,550
27T	Kokrak, Jason	68	70	66	69	273	22,550
27T	Castro, Roberto	69	66	68	70	273	22,550
27T	Knox, Russell	71	68	67	67	273	22,550
43T	Mediate, Rocco	70	68	67	69	274	12,827
43T	Gay, Brian	65	68	69	72	274	12,827
43T	Mulroy, Garth	68	70	66	70	274	12,827
43T	Tomasulo, Peter	67	67	68	72	274	12,827
43T	Horschel, Billy	68	69	66	71	274	12,827
43T	Chappell, Kevin	71	66	68	69	274	12,827
49T	Herron, Tim	69	66	71	69	275	10,240
49T	Johnson, Zach	65	70	70	70	275	10,240
51T	Coles, Gavin	67	65	70	74	276	9,413
51T	Green, Nathan	72	67	68	69	276	9,413
51T	Jones, Matt	72	67	66	71	276	9,413
51T	Hearn, David	66	71	71	68	276	9,413
51T	Overton, Jeff	69	70	69	68	276	9,413
51T	Anderson, Mark	69	70	69	68	276	9,413
57T	Day, Jason	67	67	72	71	277	8,920
57T	Every, Matt	67	72	68	70	277	8,920
57T	Flores, Martin	65	69	72	71	277	8,920
57T	Hurley III, Billy	66	71	70	70	277	8,920
61T	Slocum, Heath	69	68	71	70	278	8,640
61T	Thompson, Kyle	67	72	69	70	278	8,640
61T	Rocha, Alexandre	68	68	70	72	278	8,640
64T	Cink, Stewart	69	70	67	73	279	8,360
64T	Kirk, Chris	69	70	68	72	279	\$ 8,360

64T	Miller, Zack	68	71	68	72	279	8,360
64T	Wright, Chase	67	71	68	73	279	8,360
68	Dawson, Marco	62	75	70	73	280	8,160
69	Leonard, Justin	68	70	70	75	283	8,080
70	Pampling, Rod	64	71	72	77	284	8,000
71	Beckman, Cameron	66	73	68	80	287	7,920
72T	Mayfair, Billy	72	66	71	0	209	7,600
72T	Cabrera, Angel	68	71	70	0	209	7,600
72T	Imada, Ryuji	70	69	70	0	209	7,600
72T	Christian, Gary	67	69	73	0	209	7,600
72T	Bohn, Jason	69	67	73	0	209	7,600
72T	Bowditch, Steven	68	66	75	0	209	7,600
72T	Lee, Richard H.	67	71	71	0	209	7,600
79T	Allenby, Robert	69	70	71	0	210	7,120
79T	Paulson, Carl	68	71	71	0	210	7,120
79T	Davis, Brian	74	65	71	0	210	7,120
79T	Rollins, John	69	70	71	0	210	7,120
79T	Loar, Edward	68	70	72	0	210	7,120
84T	Compton, Erik	69	69	73	0	211	6,840
84T	Blixt, Jonas	72	67	72	0	211	6,840
86T	Cejka, Alex	70	67	75	0	212	6,680
86T	Killeen, J.J.	66	71	75	0	212	6,680
88	DiMarco, Chris	72	67	75	0	214	6,560

Did Not Make Cut			
Maggert, Jeff	70	0	140
Petrovic, Tim	69	71	140
Taylor, Vaughn	68	72	140
Reavie, Chez	69	71	140
Potter, Jr., Ted	68	72	140
Stroud, Chris	72	68	140
Woodland, Gary	70	70	140
Gates, Bobby	69	71	140
Mitchell, Jordan	69	71	140
Dunlap, Scott	73	68	141
Stankowski, Paul	68	73	141
O'Hern, Nick	70	71	141
Biershenk, Tommy	72	69	141
Gangluff, Stephen	71	70	141
Points, D.A.	73	68	141
Knost, Colt	72	69	141
Daly, John	70	72	142
Kelly, Jerry	68	74	142
Weinart, Tim	72	70	142
Willis, Garrett	70	72	142
Bryant, Bart	69	74	143
Bertsch, Shane	69	74	143

Summerhays, D.	71	72	143
Kelly, Troy	70	73	143
Kisner, Kevin	71	72	143
Hamrick, Hunter	70	73	143
Hamilton, Todd	70	74	144
Pernice Jr., Tom	67	77	144
Lamely, Derek	72	72	144
Tringale, Cameron	76	68	144
Ames, Stephen	69	76	145
Barnes, Ricky	70	75	145
Thatcher, Roland	74	71	145
Todd, Brendon	72	73	145
Wilson, Dean	71	75	146
Vegas, Jhonattan	73	73	146
Kang, Sung	73	73	146
Bradley, Michael	74	74	148
Sheehan, Patrick	77	71	148
Wheatcroft, Steve	74	74	148
Carballo, Miguel A.	74	74	148
Bettencourt, Matt	75	74	149
Hutsell, David	71	78	149
Karlsson, Robert	72	79	151

2011 TOURNAMENT RESULTS

Rank	Player	R1	R2	R3	R4	Total	Money
1	Crane, Ben	65	70	67	63	265	\$ 720,000
2	Simpson, Webb	63	67	69	66	265	432,000
3	Thompson, Michael	65	65	67	69	266	272,000
4	Oosthuizen, Louis	65	67	69	66	267	192,000
5	Immelman, Trevor	66	71	62	69	268	160,000
6T	McCarron, Scott	64	70	68	68	270	125,200
6T	Cabrera, Angel	65	70	68	67	270	125,200
6T	O'Hern, Nick	65	67	69	69	270	125,200
6T	Streelman, Kevin	66	70	66	68	270	125,200
6T	Overton, Jeff	66	69	66	69	270	125,200
11T	Furyk, Jim	67	68	69	67	271	88,000
11T	Trahan, D.J.	65	71	68	67	271	88,000
11T	Molder, Bryce	67	68	68	68	271	88,000
11T	Blanks, Kris	67	68	66	70	271	88,000
15T	Slocum, Heath	70	66	70	66	272	64,000
15T	Mathis, David	69	69	66	68	272	64,000
15T	O'Hair, Sean	71	66	66	69	272	64,000
15T	Glover, Lucas	68	68	68	68	272	64,000
15T	Cauley, Bud	68	68	70	66	272	64,000
20T	Bradley, Michael	68	69	67	69	273	43,333
20T	Mayfair, Billy	67	72	67	67	273	43,333
20T	Kuchar, Matt	70	68	67	68	273	43,333
20T	Pettersson, Carl	69	70	68	66	273	43,333
20T	Horschel, Billy	64	64	70	75	273	43,333
26T	Rocha, Alexandre	67	72	70	65	274	29,000
26T	Letzig, Michael	67	72	67	68	274	29,000
26T	McQuillan, Matt	69	68	68	69	274	29,000
26T	Kisner, Kevin	70	67	67	70	274	29,000
26T	Knost, Colt	66	71	70	67	274	29,000
26T	Tringale, Cameron	65	73	67	69	274	29,000
32T	Ames, Stephen	66	70	70	69	275	19,467
32T	Stankowski, Paul	66	72	68	69	275	19,467
32T	Allenby, Robert	70	68	68	69	275	19,467
32T	Stenson, Henrik	66	70	70	69	275	19,467
32T	Howell III, Charles	69	70	66	70	275	19,467
32T	Byrd, Jonathan	69	70	66	70	275	19,467
32T	Thatcher, Roland	69	69	69	68	275	19,467
32T	Johnson, Richard S.	65	70	71	69	275	19,467
32T	Teater, Josh	69	69	66	71	275	19,467
32T	Levin, Spencer	67	71	70	67	275	19,467
32T	Snedeker, Brandt	71	68	67	69	275	19,467
32T	Adams, Blake	69	69	69	68	275	19,467
44T	Bohn, Jason	69	69	68	70	276	12,800
44T	Weekley, Boo	67	68	69	72	276	12,800
44T	Hearn, David	65	71	68	72	276	12,800
44T	Wagner, Johnson	67	67	69	73	276	12,800
48T	Micheel, Shaun	68	71	69	69	277	10,053
48T	Bertsch, Shane	67	72	69	69	277	10,053
48T	Curtis, Ben	66	70	66	75	277	10,053
48T	Quinney, Jeff	68	70	71	68	277	10,053
48T	McGirt, William	69	69	71	68	277	10,053
48T	Kim, Bio	67	71	68	71	277	10,053
54T	Couch, Chris	69	69	71	69	278	9,080
54T	Taylor, Vaughn	72	67	71	68	278	9,080
54T	Ridings, Tag	69	70	72	67	278	9,080
54T	Points, D.A.	70	67	72	69	278	9,080
54T	Stanley, Kyle	69	69	69	71	278	9,080
54T	Miller, Zack	63	74	70	71	278	9,080
60T	Herron, Tim	71	67	69	72	279	8,680

60T	de Jonge, Brendon	69	70	72	68	279	8,680
60T	Gonzales, Andres	66	72	71	70	279	8,680
60T	Herman, Jim	67	69	68	75	279	8,680
64T	Riley, Chris	68	69	70	73	280	8,400
64T	Scott, Richard	68	71	72	69	280	8,400
64T	Gomez, Fabian	68	70	71	71	280	8,400
67	Merritt, Troy	68	69	72	73	282	8,240
68	Martin, Ben	67	70	68	78	283	8,160
69	Garrigus, Robert	67	72	71	74	284	8,080
70	Hadwin, Adam	68	71	72	76	287	8,000

Did Not Make Cut			
Love III, Davis	69	71	140
Maggert, Jeff	69	71	140
Toms, David	71	69	140
Leonard, Justin	70	70	140
Gay, Brian	70	70	140
Pampling, Rod	67	73	140
Driscoll, James	69	71	140
Connell, Michael	69	71	140
MacKenzie, Will	69	71	140
Piercy, Scott	69	71	140
Jones, Matt	65	75	140
Sim, Michael	71	69	140
Kirk, Chris	70	70	140
Choi, Phillip	71	69	140
Weinhart, Tim	72	69	141
Rollins, John	66	75	141
Henry, J.J.	72	69	141
Van Pelt, Bo	70	71	141
Haas, Hunter	71	70	141
McDowell, Graeme	70	71	141
Leishman, Marc	74	67	141
Lamely, Derek	67	74	141
Petrovic, Tim	74	68	142
Durant, Joe	70	72	142
Campbell, Chad	71	71	142
Bettencourt, Matt	69	73	142
Willis, Garrett	71	71	142
Wilson, Mark	69	73	142
Kang, Sung	71	71	142
Gainey, Tommy	71	71	142
Piller, Martin	64	78	142
Duval, David	70	73	143
Atwal, Arjun	71	72	143

Gutschewski, Scott	72	71	143
Renner, Jim	72	71	143
Fowler, Rickie	73	70	143
Smith, Nate	73	70	143
Singh, Vijay	75	69	144
Hicks, Justin	72	72	144
Summerhays, D.	71	73	144
Gates, Bobby	73	71	144
Jones, Kent	71	74	145
Cink, Stewart	71	74	145
Johnson, Zach	70	75	145
Imada, Ryuji	69	77	146
Bramlett, Joseph	71	75	146
DiMarco, Chris	70	77	147
Green, Nathan	71	76	147
Brigman, D.J.	74	73	147
Stroud, Chris	72	75	147
Prugh, Alex	76	71	147
Mediate, Rocco	71	78	149
Flesch, Steve	73	76	149
Bowditch, Steven	75	74	149
Strickler, Will	76	73	149
Lyle, Jarrod	74	76	150
Murray, Tom	79	75	154
Davis, Brian	68	69	wd
Casey, Paul	69	70	wd
Gillis, Tom	74		wd
Beckman, Cameron	74		wd
Goydos, Paul	79		wd

2010 TOURNAMENT RESULTS

Rank	Player	R1	R2	R3	R4	Total	Money
1	Slocum, Heath	66	66	66	68	266	\$ 720,000
2	Haas, Bill	67	69	65	66	267	432,000
3T	Toms, David	64	66	70	68	268	208,000
3T	Allenby, Robert	68	68	66	66	268	208,000
3T	Atwal, Arjun	70	65	67	66	268	208,000
6T	Durant, Joe	65	66	68	70	269	134,000
6T	Howell III, Charles	70	65	72	62	269	134,000
6T	Van Pelt, Bo	68	69	66	66	269	134,000
9T	Senden, John	69	65	67	69	270	108,000
9T	Quinney, Jeff	67	67	68	68	270	108,000
9T	Price, Aron	66	69	66	69	270	108,000
12T	Rollins, John	63	71	72	65	271	84,000
12T	Johnson, Zach	70	66	68	67	271	84,000
12T	Simpson, Webb	69	68	67	67	271	84,000
15T	Pernice Jr., Tom	70	67	65	70	272	54,480
15T	Duke, Ken	69	70	64	69	272	54,480
15T	Singh, Jeev Milkha	67	71	67	67	272	54,480
15T	Curtis, Ben	69	69	68	66	272	54,480
15T	de Jonge, Brendon	71	66	66	69	272	54,480
15T	Connell, Michael	69	66	71	66	272	54,480
15T	Lyle, Jarrod	70	69	65	68	272	54,480
15T	Marino, Steve	67	71	67	67	272	54,480
15T	Kirk, Chris	68	69	69	66	272	54,480
15T	Stuard, Brian	67	67	67	71	272	54,480
25T	Sutherland, Kevin	70	64	69	70	273	29,250
25T	Austin, Woody	70	69	67	67	273	29,250
25T	Chopra, Daniel	68	68	69	68	273	29,250
25T	Kuchar, Matt	67	70	68	68	273	29,250
25T	Barcelo, Rich	65	67	73	68	273	29,250
25T	Piercy, Scott	71	66	68	68	273	29,250
25T	Wagner, Johnson	70	66	67	70	273	29,250
25T	DeLaet, Graham	68	71	65	69	273	29,250
33T	Love III, Davis	70	67	65	72	274	18,567
33T	Lowery, Steve	71	68	68	67	274	18,567
33T	Mediate, Rocco	70	69	65	70	274	18,567
33T	Kelly, Jerry	74	63	68	69	274	18,567
33T	Stankowski, Paul	67	72	67	68	274	18,567
33T	Campbell, Chad	70	68	67	69	274	18,567
33T	Gay, Brian	68	65	71	70	274	18,567
33T	Wilson, Mark	70	67	68	69	274	18,567
33T	Perez, Pat	68	70	67	69	274	18,567
33T	Collins, Chad	73	66	65	70	274	18,567
33T	Nitties, James	68	66	68	72	274	18,567
33T	Merritt, Troy	64	71	64	75	274	18,567
45T	Petrovic, Tim	69	70	68	68	275	10,836
45T	DiMarco, Chris	69	67	69	70	275	10,836
45T	Quigley, Brett	67	71	71	66	275	10,836
45T	McCarron, Scott	68	69	70	68	275	10,836
45T	Leonard, Justin	66	72	66	71	275	10,836
45T	Kresge, Cliff	69	69	68	69	275	10,836
45T	Wi, Charlie	67	71	68	69	275	10,836
45T	Gronberg, Mathias	66	67	71	71	275	10,836
45T	Hamilton, Alex	69	66	68	72	275	10,836
54T	Goggin, Mathew	69	68	68	71	276	9,120
54T	Driscoll, James	71	68	72	65	276	9,120
54T	Jones, Matt	71	65	69	71	276	9,120
54T	Johnson, Richard S.	68	70	67	71	276	9,120
54T	Letzig, Michael	65	71	71	69	276	9,120
59T	Mayfair, Billy	69	69	71	68	277	8,800
59T	MacKenzie, Will	70	66	71	70	277	8,800

59T	Holmes, J.B.	69	70	66	72	277	8,800
62T	Bradley, Michael	70	69	68	71	278	8,600
62T	Hamilton, Todd	67	69	71	71	278	8,600
64T	Baddeley, Aaron	70	69	70	70	279	8,440
64T	Adams, Blake	68	71	72	68	279	8,440
66T	Maggert, Jeff	67	69	71	73	280	8,120
66T	Gillis, Tom	68	70	71	71	280	8,120
66T	Byrd, Jonathan	68	68	75	69	280	8,120
66T	Stadler, Kevin	69	69	69	73	280	8,120
66T	Stroud, Chris	67	69	74	70	280	8,120
66T	O'Neal, Michael	70	68	69	73	280	8,120
72T	Flesch, Steve	68	70	75	68	281	7,800
72T	McLardy, Andrew	70	67	72	72	281	7,800

Did Not Make Cut			
Williamson, Jay	71	69	140
Wilson, Dean	67	73	140
Beckman, Cameron	72	68	140
Tidland, Chris	73	67	140
Owen, Greg	72	68	140
Warren, Charles	71	69	140
Green, Nathan	72	68	140
McNeill, George	71	69	140
Points, D.A.	73	67	140
Pettersson, Carl	70	70	140
Leishman, Marc	70	70	140
Mallinger, John	69	71	140
Matteson, Troy	69	71	140
Blanks, Kris	70	70	140
Micheel, Shaun	69	72	141
Weinhart, Tim	69	72	141
Cejka, Alex	73	68	141
Ogilvie, Joe	72	69	141
Immelman, Trevor	69	72	141
Thatcher, Roland	71	70	141
Wilson, Chris	71	70	141
Teater, Josh	72	69	141
Levin, Spencer	72	69	141
Delahoussaye, Brent	72	69	141
Faxon, Brad	71	71	142
Janzen, Lee	71	71	142
Johnson, Kevin	70	72	142
Herron, Tim	72	70	142
Gove, Jeff	72	70	142
Stenson, Henrik	72	70	142

Jacobson, Freddie	72	70	142
Percy, Cameron	69	73	142
Bjornstad, Henrik	70	72	142
Wheatcroft, Steve	70	72	142
Glover, Lucas	72	70	142
Veazey, Vance	73	70	143
Pampling, Rod	69	74	143
Taylor, Vaughn	73	70	143
Bohn, Jason	72	71	143
Weekley, Boo	72	71	143
Estes, Bob	72	72	144
Uresti, Omar	74	70	144
Baird, Briny	72	72	144
Tambellini, Roger	70	74	144
Bolli, Justin	71	73	144
Merrick, John	75	69	144
Davis, Brian	74	72	146
Wetterich, Brett	72	74	146
Lutterus, David	71	75	146
Pappas, Brenden	72	75	147
Purdy, Ted	71	76	147
Garrigus, Robert	75	73	148
Flores, Martin	73	75	148
Tringale, Cameron	72	76	148
Duval, David	71	78	149
Imada, Ryuji	77	72	149
Kraft, Greg	78	72	150
McLachlin, Parker	75	77	152
Baldwin, Chase	80	72	152

TOURNAMENT RECORDS

SCORING

Lowest 18-Hole Scores				
Player	Score	Year	Round	Course
Sebastián Muñoz	30 - 30 - 60 (-10)	2021	1	Seaside
Tyler McCumber	29 - 31 - 60 (-10)	2021	4	Plantation
Tommy Gainey	31 - 29 - 60 (-10)	2012	4	Seaside
Akshay Bhatia	31 - 32 - 63 (-9)	2022	2	Seaside
Mackenzie Hughes	33 - 30 - 63 (-9)	2021	1	Plantation
Zach Johnson	30 - 31 - 61 (-9)	2021	1	Seaside
Chez Reavie	33 - 30 - 63 (-9)	2021	1	Plantation
Scott Stallings	30 - 33 - 63 (-9)	2021	1	Plantation
Robert Streb	31 - 32 - 63 (-9)	2020	2	Seaside
Bronson Burgoon	32 - 31 - 63 (-9)	2020	2	Seaside
Joel Dahmen	30 - 31 - 61 (-9)	2020	2	Plantation
Tyler Duncan	29 - 32 - 61 (-9)	2019	2	Plantation
D.J. Trahan	33 - 30 - 63 (-9)	2019	2	Seaside
Ricky Barnes	31 - 32 - 63 (-9)	2019	2	Seaside
Patrick Rodgers	32 - 29 - 61 (-9)	2018	3	Seaside
Chris Kirk	31 - 32 - 63 (-9)	2017	1	Plantation
Mackenzie Hughes	30 - 31 - 61 (-9)	2016	1	Seaside

Low 9-Hole Scores (Front)				
Player	Score	Year	Round	Course
Adam Svensson	29(-6)	2022	3	Seaside
Corey Connors	29(-6)	2021	1	Seaside
Wyndham Clark	29(-6)	2021	1	Seaside
Scott Stallings	30(-6)	2021	1	Plantation
Brian Gay	29(-6)	2021	1	Seaside
Tyler McCumber	29(-6)	2021	4	Seaside
Keith Mitchell	30(-6)	2020	2	Plantation
Harris English	29(-6)	2020	4	Seaside
Webb Simpson	30(-6)	2019	1	Plantation
Tyler Duncan	29(-6)	2019	2	Seaside
Denny McCarthy	29(-6)	2019	2	Seaside
Fabián Gómez	29(-6)	2019	2	Seaside
Brendon Todd	29(-6)	2019	3	Seaside
Ben Crane	30(-6)	2018	2	Plantation
Trey Mullinax	29(-6)	2018	4	Seaside
Bubba Watson	29(-6)	2017	2	Seaside
Brad Fritsch	29(-6)	2016	2	Seaside
Jonathan Byrd	30(-6)	2015	1	Plantation
Steve Marino	29(-6)	2010	1	Seaside

Low 9-Hole Scores (Back)				
Player	Score	Year	Round	Course
Sepp Straka	29(-7)	2020	2	Plantation
Jim Herman	30(-6)	2022	2	Plantation
Talor Gooch	30(-6)	2021	1	Plantation
Mackenzie Hughes	30(-6)	2021	1	Plantation
Jhonattan Vegas	30(-6)	2021	1	Plantation
Troy Merritt	30(-6)	2021	1	Plantation
Chez Reavie	30(-6)	2021	1	Plantation
Doc Redman	30(-6)	2021	1	Plantation
Denny McCarthy	29(-6)	2021	3	Seaside
Brian Stuard	29(-6)	2020	2	Seaside
D.J. Trahan	30(-6)	2019	2	Plantation
Adam Long	30(-6)	2019	2	Plantation
Patrick Rodgers	29(-6)	2018	3	Seaside
Jim Herman	30(-6)	2015	1	Plantation
Bud Cauley	29(-6)	2012	1	Seaside
Tommy Gainey	29(-6)	2012	4	Seaside
Trevor Immelman	29(-6)	2011	3	Seaside

TOURNAMENT RECORDS

SCORING

Lowest First 36-Hole Scores		
Player	Score	Year
Robert Streb	65-63-128 (-14)	2020
Tyler Duncan	67-61-128 (-14)	2019
Charles Howell III	64-64-128 (-14)	2018
Austin Cook	66-62-128 (-14)	2017
Mackenzie Hughes	61-67-128 (-14)	2016
Talor Gooch	64-65-129 (-13)	2021
Brian Gay	65-64-129 (-13)	2017
Cole Hammer	64 - 66 - 130 (-12)	2022
Harry Higgs	67 - 63 - 130 (-12)	2022
Andrew Putnam	65 - 65 - 130 (-12)	2022
Sebastián Muñoz	60 - 70 - 130 (-12)	2021
John Huh	63 - 67 - 130 (-12)	2021
Camilo Villegas	64 - 66 - 130 (-12)	2020
Sebastián Muñoz	67 - 63 - 130 (-12)	2019
D.J. Trahan	67 - 63 - 130 (-12)	2019
Rhein Gibson	66 - 64 - 130 (-12)	2019
Cheng Tsung Pan	66 - 64 - 130 (-12)	2016
Billy Horschel	64 - 64 - 128 (-12)	2011

Lowest Final 36-Hole Scores		
Player	Score	Year
Patrick Rodgers	61 - 62 - 123 (-17)	2018
Adam Svensson	62 - 64 - 126 (-14)	2022
Webb Simpson	63 - 65 - 128 (-12)	2018
Luke List	63 - 65 - 128 (-12)	2018
Kevin Kisner	63 - 65 - 128 (-12)	2018
J.J. Spaun	62 - 66 - 128 (-12)	2017
Kevin Kisner	64 - 64 - 128 (-12)	2015
Tommy Gainey	68 - 60 - 128 (-12)	2012
Brian Harman	64 - 65 - 129 (-11)	2022
Kevin Kisner	66 - 63 - 129 (-11)	2020
Cameron Tringale	67 - 62 - 129 (-11)	2020
Andrew Landry	65 - 64 - 129 (-11)	2020
Austin Cook	65 - 64 - 129 (-11)	2018
Patton Kizzire	63 - 66 - 129 (-11)	2018
Richy Werenski	63 - 66 - 129 (-11)	2018

Lowest First 54-Hole Scores		
Player	Score	Year
Brendon Todd	66-66-62 - 194 (-18)	2019
Austin Cook	66-62-66 - 194 (-18)	2017
Robert Streb	65-63-67 - 195 (-17)	2020
Talor Gooch	64-65-67 - 196 (-16)	2021
Webb Simpson	65-68-63 - 196 (-16)	2019
Sebastián Muñoz	67-63-66 - 196 (-16)	2019
Charles Howell III	64-64-68 - 196 (-16)	2018
Mackenzie Hughes	61-67-68 - 196 (-16)	2016
Kevin Kisner	65-67-64 - 196 (-16)	2015
D.J. Trahan	67-63-67 - 197 (-15)	2019
Cameron Champ	68-63-66 - 197 (-15)	2018
Jason Gore	68-63-66 - 197 (-15)	2018
Chris Kirk	63-70-64 - 197 (-15)	2017
Camilo Villegas	66-67-64 - 197 (-15)	2016
Billy Horschel	66-66-65 - 197 (-15)	2016
Cheng Tsung Pan	66-64-67 - 197 (-15)	2016

Lowest 72-Hole Scores		
Player	Score	Year
Talor Gooch	64 - 65 - 67 - 64 - 260 (-22)	2021
Kevin Kisner	65 - 67 - 64 - 64 - 260 (-22)	2015
Austin Cook	66 - 62 - 66 - 67 - 261 (-21)	2017
Adam Svensson	73 - 64 - 62 - 64 - 263 (-19)	2022
Mackenzie Hughes	63 - 68 - 70 - 62 - 263 (-19)	2021
Robert Streb	65 - 63 - 67 - 68 - 263 (-19)	2020
Kevin Kisner	68 - 66 - 66 - 63 - 263 (-19)	2020
Tyler Duncan	67 - 61 - 70 - 65 - 263 (-19)	2019
Webb Simpson	65 - 68 - 63 - 67 - 263 (-19)	2019
Charles Howell III	64 - 64 - 68 - 67 - 263 (-19)	2018
Patrick Rodgers	70 - 70 - 61 - 62 - 263 (-19)	2018
Sebastián Muñoz	60 - 70 - 69 - 65 - 264 (-18)	2021
Cameron Tringale	67 - 68 - 67 - 62 - 264 (-18)	2020
Sebastián Muñoz	67 - 63 - 66 - 68 - 264 (-18)	2019
Webb Simpson	68 - 68 - 63 - 65 - 264 (-18)	2018

TOURNAMENT RECORDS

SCORING

Lowest First Round Scores		
Player	Score	Year
Sebastián Muñoz	60 (-10)	2021
Mackenzie Hughes	63 (-9)	2021
Zach Johnson	61 (-9)	2021
Chez Reavie	63 (-9)	2021
Scott Stallings	63 (-9)	2021
Chris Kirk	63 (-9)	2017
Mackenzie Hughes	61 (-9)	2016

Lowest Third Round Scores		
Player	Score	Year
Patrick Rodgers	61 (-9)	2018
Adam Svensson	62 (-8)	2022
Brendon Todd	62 (-8)	2019
J.J. Spaun	62 (-8)	2017
Ben Crane	62 (-8)	2012
Trevor Immelman	62 (-8)	2011
Webb Simpson	63 (-7)	2019
Scottie Scheffler	63 (-7)	2019
Webb Simpson	63 (-7)	2018
Luke List	63 (-7)	2018
Kevin Kisner	63 (-7)	2018
Patton Kizzire	63 (-7)	2018
Richy Werenski	63 (-7)	2018
Stewart Cink	63 (-7)	2014

Highest 18-Hole Scores		
Player	Score	Year
Steven Bowditch	87 (+15)	2016
Craig Stevens	84(+14)	2013
Brendan Steele	82(+10)	2020
Sepp Straka	82(+10)	2019

Lowest Second Round Scores		
Player	Score	Year
Akshay Bhatia	63 (-9)	2022
Robert Streb	63 (-9)	2020
Bronson Burgoon	63 (-9)	2020
Joel Dahmen	61 (-9)	2020
Tyler Duncan	61 (-9)	2019
D.J. Trahan	63 (-9)	2019
Ricky Barnes	63 (-9)	2019
Joel Dahmen	64 (-8)	2022
Will Gordon	64 (-8)	2022
S.Y. Noh	64 (-8)	2022
Ben Martin	64 (-8)	2022
Denny McCarthy	62 (-8)	2019
Nick Watney	64 (-8)	2018
Austin Cook	62 (-8)	2017
Sung Kang	64 (-8)	2016

Lowest Final Round Scores		
Player	Score	Year
Tyler McCumber	60 (-10)	2021
Tommy Gainey	60 (-10)	2012
Mackenzie Hughes	62 (-8)	2021
Cameron Tringale	62 (-8)	2020
Harris English	62 (-8)	2020
Patrick Rodgers	62 (-8)	2018
Tim Clark	62 (-8)	2013
Charles Howell III	62 (-8)	2010

Lowest Score by Amateur		
Player	Score	Year
Davis Thompson	68-70-68-66 (272)	2019
Braden Thornberry	72-64-69-74 (279)	2017
Garrett Barber	71-65-71-73 (280)	2018

Most Contrasting Rounds				
Player	Score	Difference	Year	Rounds
Hank Lebioda	64 - 80	16	2021	1st - 2nd
Sam Ryder	65 - 80	15	2021	1st - 2nd
Keegan Bradley	67 - 81	14	2021	1st - 2nd
George McNeill	62 - 76	14	2013	1st - 2nd
Cameron Beckman	66 - 80	14	2012	1st - 4th
Martin Piller	64 - 78	14	2011	1st - 2nd

TOURNAMENT RECORDS

TOP 40 SCORING LEADERS – 8 OR MORE ROUNDS

Top Average Scores			
Rank	Player	Average	Rounds
1	John Senden	67.25	8
2	Webb Simpson	67.48	40
3	Jim Furyk	67.72	18
4	Corey Connors	67.75	16
4	David Mathis	67.75	8
4	Taylor Pendrith	67.75	8
4	Ben Silverman	67.75	8
8	David Toms	67.78	18
9	Will Gordon	67.80	10
10	Kevin Kisner	67.88	40
11	Daniel Chopra	68.00	8
12	Wyndham Clark	68.06	16
13	Billy Horschel	68.07	14
14	Justin Rose	68.10	10
15	Charles Howell iii	68.12	43
16	Matthew NeSmith	68.14	14
17	J.J. Spaun	68.19	26
18	Alex Noren	68.20	10
19	Scottie Scheffler	68.25	8
19	Chase Wright	68.25	8

Top Average Scores			
Rank	Player	Average	Rounds
21	Chris Kirk	68.26	42
22	Robert Streb	68.29	28
23	Trevor Immelman	68.30	10
24	C.T. Pan	68.33	12
25	Bryce Molder	68.38	8
25	Louis Oosthuizen	68.38	8
25	Andrew Putnam	68.38	16
25	Jeff Quinney	68.38	8
29	Blayne Barber	68.38	13
30	David Lingmerth	68.41	22
31	Henrik Norlander	68.42	24
32	John Huh	68.43	28
33	Ryan Blaum	68.44	9
34	Keith Mitchell	68.45	22
35	Patrick Rodgers	68.46	26
36	Brian Harman	68.47	38
37	Seamus Power	68.53	17
38	Joel Dahmen	68.54	24
39	Denny McCarthy	68.55	20
40	Brian Gay	68.56	32

MOST EVENTS PLAYED / CUTS MADE

Most Events Played	
Player	Previous Times Here
Johnson, Zach	13
Kirk, Chris	13
Byrd, Jonathan	12
Cink, Stewart	12
Howell III, Charles	12
Kisner, Kevin	12
English, Harris	11
Harman, Brian	11
Herman, Jim	11
Kuchar, Matt	11
Love III, Davis	11
Simpson, Webb	11
Stuard, Brian	11

Most Cuts Made		
Player	Times Played	Cuts Made
Howell III, Charles	12	10
Johnson, Zach	13	9
Simpson, Webb	11	9
Kirk, Chris	13	8
Kisner, Kevin	12	8
Harman, Brian	11	8
Herman, Jim	11	8
Kuchar, Matt	11	8
Stallings, Scott	10	8
de Jonge, Brendon	9	8

TOURNAMENT RECORDS

CHAMPIONS

Lowest Starts by a Winner		
Player	Score	Year
Mackenzie Hughes	61 - (-9)	2016
Talor Gooch	64 - (-8)	2021
Charles Howell III	64 - (-8)	2018
Kevin Kisner	65 - (-7)	2015
Austin Cook	66 - (-6)	2017
Robert Streb	65 - (-5)	2020
Tyler Duncan	67 - (-5)	2019
Ben Crane	65 - (-5)	2011

Highest Starts by a Winner		
Player	Score	Year
Adam Svensson	73 (+1)	2022
Robert Streb	69 (-1)	2014
Tommy Gainey	69 (-1)	2012
Chris Kirk	66 (-4)	2013
Heath Slocum	66 (-4)	2010

Scoring by Champions (Front 9 vs Back)			
Player	Year	Front	Back
Adam Svensson	2022	-8	-11
Talor Gooch	2021	-10	-12
Robert Streb	2020	-11	-8
Tyler Duncan	2019	-9	-10
Charles Howell III	2018	-7	-12
Austin Cook	2017	-12	-9
Mackenzie Hughes	2016	-9	-8
Kevin Kisner	2015	-13	-9
Robert Streb	2014	-2	-12
Chris Kirk	2013	-2	-12
Tommy Gainey	2012	-12	-4
Ben Crane	2011	-6	-9
Heath Slocum	2010	-11	-3

Lowest Finish by a Winner		
Player	Score	Year
Tommy Gainey	60 (-10)	2012
Robert Streb	63 (-7)	2014
Ben Crane	63 (-7)	2014

Highest Finishes by Winner		
Player	Score	Year
Mackenzie Hughes	69 (-1)	2016
Robert Streb	68 (-2)	2020
Heath Slocum	68 (-2)	2010
Charles Howell III	67 (-3)	2018
Austin Cook	67 (-3)	2017

Highest Score by a Winner		
Player	Score	Year
Robert Streb	266 (-14)	2014
Chris Kirk	266 (-14)	2013
Heath Slocum	266 (-14)	2010

Champions by Age		
Player	Score	Year
Adam Svensson	28 yrs., 10 mos., 20 days	2022
Talor Gooch	30 yrs., 0 mos., 7 days	2021
Robert Streb	33 yrs., 7 mos., 15 days	2020
Tyler Duncan	30 yrs., 4 mos., 11 days	2019
Charles Howell III	39 yrs., 4 mos., 29 days	2018
Austin Cook	26 yrs., 8 mos., 6 days	2017
Mackenzie Hughes	25 yrs., 11 mos., 29 days	2016
Kevin Kisner	31 yrs., 9 mos., 7 days	2015
Robert Streb	27 yrs., 6 mos., 19 days	2014
Chris Kirk	28 yrs., 5 mos., 2 days	2013
Tommy Gainey	37 yrs., 2 mos., 8 days	2012
Ben Crane	35 yrs., 7 mos., 10 days	2011
Heath Slocum	36 yrs., 8 mos., 7 days	2010

TOURNAMENT RECORDS

CHAMPIONS

Champions the Following Year		
Player	Score	Year
Talor Gooch	DNP	2022
Robert Streb	Cut	2021
Tyler Duncan	Cut	2020
Charles Howell III	Cut	2019
Austin Cook	T11	2018
Mackenzie Hughes	Cut	2017
Kevin Kisner	Cut	2016
Robert Streb	T25	2015
Chris Kirk	T4	2014
Tommy Gainey	Cut	2013
Ben Crane	T27	2012
Heath Slocum	T15	2011

Bogey Free Rounds by Champions		
Player	Year	Rounds
Tyler Duncan	2019	1, 2, 3
Talor Gooch	2021	1, 4
Robert Streb	2020	2, 3
Charles Howell III	2018	1, 2
Austin Cook	2017	1, 2
Mackenzie Hughes	2016	1, 2
Kevin Kisner	2015	1, 4
Adam Svensson	2022	4
Tommy Gainey	2012	4
Heath Slocum	2010	2

BIRDIES AND EAGLES BY CHAMPIONS

Birdies by Champions		
Champion	Year	Birdies
Adam Svensson	2022	20
Talor Gooch	2021	20
Robert Streb	2020	21
Tyler Duncan	2019	18
Charles Howell III	2018	25
Austin Cook	2017	23
Mackenzie Hughes	2016	23
Kevin Kisner	2015	22
Robert Streb	2014	22
Chris Kirk	2013	20
Tommy Gainey	2012	21
Ben Crane	2011	22
Heath Slocum	2010	19

Most Rounds in the 60s (and Under Par)		
Player	Score	Year
Talor Gooch	4	2021
Robert Streb	4	2020
Charles Howell III	4	2018
Austin Cook	4	2017
Mackenzie Hughes	4	2016
Kevin Kisner	4	2015
Robert Streb	4	2014
Chris Kirk	4	2013
Tommy Gainey	4	2012
Heath Slocum	4	2010
Adam Svensson	3	2022
Tyler Duncan	3	2019
Ben Crane	3	2011

Eagles by Champions		
Champion	Year	Eagles
Adam Svensson	2022	2
Talor Gooch	2021	2
Tyler Duncan	2019	1
Kevin Kisner	2015	1
Robert Streb	2014	1
Tommy Gainey	2012	1

Largest Margin of Victory		
Player	Strokes	Year
Kevin Kisner	6	2015
Austin Cook	4	2017

Largest Come from Behind Final Round to Win		
Player	Strokes	Year
Tommy Gainey	7	2012

TOURNAMENT RECORDS

BIRDIES, EAGLES AND ACES BY FIELD

Birdies on Seaside	
Year	Birdies by Field
2022	1,077
2021	1,087
2020	1,074
2019	1,157
2018	1,171
2017	1,032
2016	1,117
2015	954
2014	1,471
2013	1,242
2012	1,478
2011	1,321
2010	1,459

Eagles on Seaside	
Year	Eagles by Field
2022	19
2021	17
2020	17
2019	24
2018	28
2017	23
2016	21
2015	13
2014	29
2013	15
2012	19
2011	42
2010	17

Birdies on Plantation	
Year	Birdies by Field
2022	700
2021	604
2020	609
2019	636
2018	658
2017	606
2016	684
2015	580

Eagles on Plantation	
Year	Eagles by Field
2022	22
2021	21
2020	14
2019	10
2018	20
2017	32
2016	14
2015	20

Aces				
Player	Round	Hole	Course	Year
Webb Simpson	1	3	PL	2022
Wyndham Clark	4	17	SS	2022
Taylor Moore	2	17	SS	2021
Andrew Putnam	2	7	PL	2020
Patton Kizzire	4	6	SS	2019
Ted Potter Jr.	4	6	SS	2017
Will MacKenzie	3	6	SS	2014
Mark Anderson	1	3	SS	2014

CUTS

36 Hole Cut		
Player	Score	Year
69 players	138 (-4)	2022
71 players	138 (-4)	2021
65 players	138 (-4)	2020
76 players	140 (-2)	2019
78 players	140 (-2)	2018
73 players	139 (-3)	2017
80 players	137 (-5)	2016
73 players	139 (-1)	2015
88 players	140 (E)	2014
73 players	142 (+2)	2013
88 players	139 (-1)	2012
70 players	140 (E)	2011
73 players	139 (-1)	2010

54 Hole Cut		
Player	Score	Year
70 players	208 (-4)	2016
71 players	209 (-1)	2014
71 players	208 (-2)	2012

LEADS

Largest 18 Hole Lead: 2		
Player	Strokes	Year
Charles Howell III	2	2018

Largest 36 Hole Lead: 3		
Player	Strokes	Year
Adam Svensson	3	2022
Charles Howell III	3	2018
Robert Streb	2	2020
Mackenzie Hughes	2	2016
Billy Horschel	2	2011

Largest 54 Hole Lead: 3		
Player	Strokes	Year
Talor Gooch	3	2021
Robert Streb	3	2020
Austin Cook	3	2017
Kevin Kisner	3	2015

TOURNAMENT RECORDS

PLAYOFFS

Year	Players
2011	1. Ben Crane 2. Webb Simpson
2014	1. Robert Streb 2. Brendon de Jonge 2. Will MacKenzie
2016	1. Mackenzie Hughes 2. Blayne Barber 2. Billy Horschel 2. Henrik Norlander 2. Camilo Villegas
2018	1. Charles Howell III 2. Patrick Rodgers
2019	1. Tyler Duncan 2. Webb Simpson
2020	1. Robert Streb 2. Kevin Kisner



ALL TIME TOURNAMENT TOP 10 FINISHES - 2 OR MORE

Player	Top 10 Finishes	Finish	Finish	Finish	Finish	Finish
Kisner, Kevin	5	T4 (2014)	1 (2015)	T4 (2017)	T7 (2018)	2 (2020)
Simpson, Webb	5	2 (2011)	T7 (2013)	3 (2018)	2 (2019)	T8 (2021)
Howell III, Charles	4	T6 (2010)	T7 (2012)	T9 (2015)	1 (2018)	
Henley, Russell	3	T4 (2014)	T6 (2015)	T10 (2016)		
Johnson, Zach	3	T8 (2017)	T7 (2018)	T6 (2020)		
Kirk, Chris	3	1 (2013)	T4 (2014)	T4 (2017)		
Atwal, Arjun	2	T3 (2010)	T10 (2012)			
Campbell, Chad	2	T7 (2012)	T9 (2015)			
Chappell, Kevin	2	T8 (2014)	2 (2015)			
de Jonge, Brendon	2	T4 (2012)	T2 (2014)			
Furyk, Jim	2	3 (2012)	T6 (2016)			
Gay, Brian	2	T4 (2013)	3 (2017)			
Harman, Brian	2	T10 (2013)	T4 (2017)			
Hoge, Tom	2	T9 (2015)	T4 (2021)			
Hughes, Mackenzie	2	1 (2016)	2 (2021)			
Landry, Andrew	2	T4 (2017)	T4 (2020)			
List, Luke	2	4T (2018)	10T (2021)			
Lovemark, Jamie	2	T9 (2015)	T6 (2016)			
McCarthy, Denny	2	8T (2019)	10T (2021)			
Muñoz, Sebastián	2	3 (2019)	3 (2021)			
Norlander, Henrik	2	T2 (2016)	T5 (2019)			
Overton, Jeff	2	T6 (2011)	T6 (2015)			
Power, Seamus	2	T4 (2021)	T5 (2022)			
Rodgers, Patrick	2	T10 (2016)	2 (2018)			
Senden, John	2	T9 (2010)	T4 (2013)			
Streb, Robert	2	1 (2014)	1 (2020)			
Taylor, Vaughn	2	T8 (2017)	T10 (2019)			
Thompson, Michael	2	3 (2011)	T10 (2012)			
Toms, David	2	T3 (2010)	2 (2012)			
Trahan, D.J.	2	T4 (2012)	T8 (2019)			
Villegas, Camilo	2	T2 (2016)	T6 (2020)			
Wilson, Mark	2	T10 (2012)	T8 (2014)			

COURSE STATISTICS - HOLE RANKINGS

SEA ISLAND RESORT (SEASIDE)

Tournament_Year: (All)			Course #: 776	
Hole	Par	Avg Score	Avg RtP	Rank
1	4	4.0167	0.0167	7
2	4	4.0109	0.0109	8
3	3	3.1061	0.1061	2
4	4	4.1038	0.1038	3
5	4	3.9102	-0.0898	14
6	3	2.9087	-0.0913	15
7	5	4.7723	-0.2277	17
8	4	3.8334	-0.1666	16
9	4	3.9837	-0.0163	10
10	4	4.0188	0.0188	6
11	4	3.9437	-0.0563	13
12	3	3.0676	0.0676	4
13	4	3.9761	-0.0239	11
14	4	4.1436	0.1436	1
15	5	4.4517	-0.5483	18
16	4	3.9937	-0.0063	9
17	3	2.9569	-0.0431	12
18	4	4.0572	0.0572	5



SEA ISLAND RESORT (PLANTATION)

Tournament_Year: 2015 - 2018			Course #: 231	
Hole	Par	Avg Score	Avg RtP	Rank
1	4	3.9291	-0.0709	11
2	4	3.8341	-0.1659	14
3	3	3.0773	0.0773	4
4	5	4.7198	-0.2802	15
5	4	3.9662	-0.0338	9
6	4	3.9356	-0.0644	10
7	3	3.0354	0.0354	7
8	5	4.6232	-0.3768	16
9	4	4.0564	0.0564	6
10	4	4.0692	0.0692	5
11	3	3.1337	0.1337	2
12	4	4.0145	0.0145	8
13	4	4.1240	0.1240	3
14	4	3.9195	-0.0805	12
15	3	3.1932	0.1932	1
16	5	4.4670	-0.5330	17
17	4	3.8873	-0.1127	13
18	5	4.4026	-0.5974	18

Tournament_Year: 2019 - 2022			Course #: 889	
Hole	Par	Avg Score	Avg RtP	Rank
1	4	3.9024	-0.0976	11
2	4	3.9496	-0.0504	10
3	3	3.1106	0.1106	3
4	5	4.8228	-0.1772	14
5	4	4.1252	0.1252	2
6	4	4.1024	0.1024	4
7	3	3.0211	0.0211	5
8	5	4.5805	-0.4195	18
9	4	3.9821	-0.0179	8
10	4	3.8992	-0.1008	12
11	3	3.1480	0.1480	1
12	4	3.9919	-0.0081	7
13	4	4.0033	0.0033	6
14	5	4.7285	-0.2715	16
15	4	3.8098	-0.1902	15
16	3	2.9528	-0.0472	9
17	4	3.8325	-0.1675	13
18	5	4.5984	-0.4016	17

HOLE SCORING AVERAGES AT A GLANCE

Scoring Averages at a Glance - Seaside Course																				
Hole	1	2	3	4	5	6	7	8	9	10	11	12	13	14	15	16	17	18	Totals	RTP
Par	4	4	3	4	4	3	5	4	4	4	4	3	4	4	5	4	3	4	70	
2010	4.04	3.91	3.09	4.11	3.95	2.89	4.79	3.81	4.05	3.99	3.89	3.06	3.97	4.11	4.53	4.06	2.90	4.20	69.37	-0.63
2011	4.02	4.03	3.08	4.20	4.02	2.89	4.72	3.90	4.02	3.99	4.04	3.05	4.11	4.13	4.38	3.92	2.96	4.09	69.57	-0.43
2012	4.04	3.98	3.12	4.15	3.91	2.86	4.69	3.84	4.02	3.98	3.93	3.10	3.97	4.14	4.53	4.02	2.90	4.11	69.28	-0.72
2013	4.08	4.09	3.21	4.15	3.89	2.91	4.79	3.85	4.02	4.06	3.99	3.15	4.03	4.26	4.61	4.05	3.00	4.11	70.25	0.25
2014	4.04	3.99	3.09	4.08	3.95	2.91	4.81	3.79	4.00	4.06	3.95	3.07	3.96	4.22	4.43	4.02	3.03	4.03	69.42	-0.58
2015	3.96	4.04	3.03	4.07	3.87	2.93	4.86	3.88	3.96	4.04	3.94	3.07	3.97	4.11	4.52	4.06	2.97	4.03	69.31	-0.69
2016	3.89	4.04	3.05	4.15	3.94	2.93	4.67	3.89	3.97	3.99	3.95	3.00	4.07	4.02	4.44	3.89	2.99	4.01	68.89	-1.11
2017	4.01	4.02	3.14	4.11	3.97	2.92	4.72	3.88	4.00	4.01	3.97	3.02	3.94	4.15	4.45	3.94	2.98	3.99	69.24	-0.76
2018	4.06	3.98	3.14	4.08	3.97	2.84	4.72	3.84	3.95	4.03	3.99	3.04	4.01	4.06	4.32	3.86	3.02	3.93	68.84	-1.16
2019	3.99	3.99	3.04	4.11	3.87	2.89	4.81	3.76	4.00	3.95	3.86	3.04	3.98	4.08	4.38	3.92	2.98	4.24	68.90	-1.10
2020	4.08	4.04	3.07	3.94	3.77	2.94	4.79	3.76	3.92	4.08	3.88	3.15	3.84	4.20	4.35	4.04	2.90	3.94	68.69	-1.31
2021	3.97	4.01	3.10	4.02	3.79	3.00	4.85	3.87	3.92	4.00	3.87	3.11	3.81	4.17	4.47	4.09	2.92	4.01	68.97	-1.03
2022	4.00	4.05	3.20	4.11	3.86	2.91	4.83	3.75	3.87	4.06	3.97	2.99	3.96	4.18	4.38	4.04	2.88	3.95	68.99	-1.01
All Yrs:	4.01	4.01	3.10	4.10	3.90	2.91	4.77	3.83	3.98	4.02	3.94	3.07	3.97	4.14	4.45	3.99	2.96	4.05	69.21	-0.79
Eagles+	3	2	1	2	9	3	37	6	4	2	3	0	2	0	1	3	2	1		
Birdies	679	789	476	606	1041	789	1521	1123	641	769	852	472	763	561	203	893	737	620		
Pars	3091	2944	3118	2974	2929	3307	2443	2998	3288	2937	3078	3279	3132	2875	2308	2944	3215	3081		
Bogeys	661	657	823	753	376	374	393	318	519	691	492	681	512	894	1729	451	503	685		
Doubles	39	79	53	116	101	6	73	31	24	74	48	47	63	138	216	157	21	83		
Triple+	6	8	8	28	23	0	12	3	3	6	6	0	7	11	22	31	1	9		

Scoring Averages at a Glance - Old Plantation Course (2015-2018)																				
Hole	1	2	3	4	5	6	7	8	9	10	11	12	13	14	15	16	17	18	Totals	RTP
Par	4	4	3	5	4	4	3	5	4	4	3	4	4	4	3	5	4	5	72	
2015	3.95	3.83	3.04	4.82	3.89	4.03	3.12	4.61	4.08	4.24	3.10	4.03	4.18	3.91	3.17	4.50	3.90	4.41	70.81	-1.19
2016	3.92	3.73	3.04	4.67	3.77	3.86	3.03	4.71	4.05	4.15	3.18	3.96	4.08	3.83	3.10	4.46	3.79	4.45	69.76	-2.24
2017	3.89	3.90	3.11	4.61	4.04	3.96	3.05	4.59	4.07	4.18	3.16	3.96	4.20	3.92	3.19	4.46	3.99	4.26	70.54	-1.46
2018	3.96	3.88	3.12	4.78	4.17	3.89	2.95	4.58	4.02	3.71	3.10	4.12	4.03	4.01	3.32	4.45	3.87	4.50	70.45	-1.55
All Yrs:	3.93	3.83	3.08	4.72	3.97	3.94	3.04	4.62	4.06	4.07	3.13	4.01	4.12	3.92	3.19	4.47	3.89	4.40	70.39	-1.61
Eagles+	0	0	0	2	0	0	0	11	0	0	0	0	0	0	0	26	0	45		
Birdies	120	157	67	230	118	2	109	274	87	98	53	89	66	118	47	310	134	335		
Pars	434	415	447	342	413	116	418	283	422	405	444	446	436	439	449	255	430	192		
Bogeys	59	45	99	35	83	423	60	47	103	100	116	74	100	60	86	29	52	44		
Doubles	7	3	8	11	7	80	32	3	8	14	6	12	15	4	36	1	3	5		
Triple+	1	1	0	1	0	0	2	3	1	4	2	0	4	0	3	0	2	0		

Scoring Averages at a Glance - Re- designed Plantation Course (2019-2020)																				
Hole	1	2	3	4	5	6	7	8	9	10	11	12	13	14	15	16	17	18	Totals	RTP
Par	4	4	3	5	4	4	3	5	4	4	3	4	4	5	4	3	4	5	72	
2019	3.88	4.05	3.07	4.73	4.09	4.03	3.12	4.66	3.98	3.77	3.16	3.96	3.99	4.68	3.86	2.91	3.81	4.70	70.44	-1.56
2020	4.07	3.95	3.18	4.89	4.22	4.22	2.97	4.53	3.94	3.99	3.11	4.05	4.06	4.89	3.82	3.01	3.92	4.51	71.34	-0.66
2021	3.81	3.96	3.18	4.89	4.08	4.08	3.21	4.71	3.97	3.92	3.21	3.87	4.06	4.69	3.81	2.92	3.74	4.56	70.69	-1.31
2022	3.85	3.84	3.01	4.78	4.11	4.07	2.78	4.42	4.03	3.91	3.11	4.09	3.90	4.66	3.75	2.97	3.86	4.62	69.76	-2.24
All Yrs:	3.90	3.95	3.11	4.82	4.13	4.10	3.02	4.58	3.98	3.90	3.15	3.99	4.00	4.73	3.81	2.95	3.83	4.60	70.56	-1.44
Eagles+	1	0	1	0	0	1	1	20	0	2	0	0	0	16	2	0	0	23		
Birdies	131	118	59	195	75	85	122	278	98	160	50	109	109	213	187	92	184	284		
Pars	415	416	430	349	399	391	393	261	435	384	435	414	416	317	361	463	357	242		
Bogeys	63	75	121	59	131	127	66	53	77	42	121	81	72	62	58	57	67	52		
Doubles	5	6	4	9	9	10	30	2	5	22	7	10	15	5	6	3	7	12		
Triple+	0	0	0	3	1	1	3	1	0	5	2	1	3	2	1	0	0	2		

PREVIOUS BEST FINISH HERE

Player	Previous Times Here	Best Finish Here
Aberg (A), Ludvig	1	Best Finish: Cut 99 in 2021
Adamonis, Brad	1	Best Finish: Cut 99 in 2016
Adams, Blake	4	Best Finish: T 15 in 2012
Aiken, Thomas	1	Best Finish: T 58 in 2015
Albertson, Anders	2	Best Finish: T 15 in 2018
Aldridge, Tyler	2	Best Finish: T 33 in 2015
Alexander, Tyson	1	Best Finish: T 62 in 2022
Alker, Steven	2	Best Finish: T 32 in 2014
Allenby, Robert	6	Best Finish: T 3 in 2010
Ames, Stephen	3	Best Finish: T 32 in 2011
An, Byeong Hun	1	Best Finish: Cut 99 in 2022
Ancer, Abraham	2	Best Finish: Cut 99 in 2015
Anderson, Mark	6	Best Finish: T 43 in 2019
Aphibarnrat, Kiradech	1	Best Finish: T 70 in 2021
Appleby, Stuart	7	Best Finish: T 22 in 2014
Armour, Ryan	8	Best Finish: T 15 in 2018
Atkins, Matt	3	Best Finish: T 63 in 2015
Atwal, Arjun	4	Best Finish: T 3 in 2010
Austin, Woody	2	Best Finish: T 25 in 2010
Axley, Eric	5	Best Finish: T 22 in 2014
Baddeley, Aaron	9	Best Finish: T 39 in 2022
Bae, Sangmoon	2	Best Finish: T 59 in 2018
Baird, Briny	2	Best Finish: T 2 in 2013
Baker, Chris	2	Best Finish: Cut 99 in 2020
Baldwin, Chase	1	Best Finish: Cut 99 in 2010
Barber (A), Garrett	1	Best Finish: T 76 in 2018
Barber, Blayne	4	Best Finish: T 2 in 2016
Barcelo, Rich	1	Best Finish: T 25 in 2010
Barjon, Paul	1	Best Finish: Cut 99 in 2021
Barnes, Erik	1	Best Finish: T 10 in 2022
Barnes, Ricky	6	Best Finish: T 20 in 2019
Beckman, Cameron	4	Best Finish: 71 in 2012
Beljan, Charlie	2	Best Finish: T 10 in 2012
Berger, Daniel	1	Best Finish: T 22 in 2014
Bertsch, Shane	3	Best Finish: T 48 in 2011
Bettencourt, Matt	2	Best Finish: Cut 99 in 2011
Bhatia, Akshay	2	Best Finish: 45 in 2022
Biershenk, Tommy	1	Best Finish: Cut 99 in 2012
Bjornstad, Henrik	1	Best Finish: Cut 99 in 2010
Blair, Zac	6	Best Finish: T 29 in 2022
Blanks, Kris	3	Best Finish: T 11 in 2011
Blaum, Ryan	3	Best Finish: T 4 in 2018
Blixt, Jonas	5	Best Finish: T 84 in 2012
Bohn, Jason	7	Best Finish: T 44 in 2011
Bolli, Justin	1	Best Finish: Cut 99 in 2010
Bowditch, Steven	4	Best Finish: 62 in 2013
Bozzelli, Dominic	3	Best Finish: T 11 in 2018
Bradley, Keegan	2	Best Finish: T 15 in 2020

Player	Previous Times Here	Best Finish Here
Bradley, Michael	3	Best Finish: T 20 in 2011
Bramlett, Joseph	5	Best Finish: T 64 in 2022
Brehm, Ryan	4	Best Finish: T 50 in 2019
Bridgeman, Jacob	1	Best Finish: T 54 in 2022
Brigman, D.J.	1	Best Finish: Cut 99 in 2011
Broadaway, Josh	2	Best Finish: T 48 in 2013
Brown, Scott	9	Best Finish: T 4 in 2013
Bryan, Wesley	2	Best Finish: wd 99 in 2018
Bryant, Bart	1	Best Finish: Cut 99 in 2012
Buckley, Hayden	2	Best Finish: T 39 in 2022
Burgoon, Bronson	6	Best Finish: T 15 in 2020
Burmester, Dean	1	Best Finish: T 54 in 2022
Burns, Sam	1	Best Finish: T 37 in 2018
Byrd, Jonathan	12	Best Finish: T 21 in 2016
Cabrera Bello, Rafa	1	Best Finish: T 54 in 2020
Cabrera, Angel	2	Best Finish: T 6 in 2011
Calcavecchia, Mark	1	Best Finish: Cut 99 in 2013
Campbell, Brian	1	Best Finish: Cut 99 in 2016
Campbell, Chad	10	Best Finish: T 7 in 2012
Campos, Rafael	1	Best Finish: Cut 99 in 2019
Cappelen, Sebastian	2	Best Finish: T 57 in 2020
Carballo, Miguel Angel	3	Best Finish: Cut 99 in 2012
Casey, Paul	1	Best Finish: wd 99 in 2011
Castro, Roberto	6	Best Finish: T 27 in 2012
Cauley, Bud	7	Best Finish: T 8 in 2017
Cejka, Alex	6	Best Finish: T 6 in 2015
Chalmers, Greg	3	Best Finish: T 10 in 2013
Champ, Cameron	3	Best Finish: 6 in 2018
Chappell, Kevin	8	Best Finish: 2 in 2015
Chin, John	1	Best Finish: Cut 99 in 2018
Choi, K.J.	5	Best Finish: T 37 in 2017
Choi, Phillip	1	Best Finish: Cut 99 in 2011
Chopra, Daniel	2	Best Finish: T 15 in 2012
Christian, Gary	1	Best Finish: T 72 in 2012
Chung, Henry	1	Best Finish: Cut 99 in 2019
Cink, Stewart	12	Best Finish: T 10 in 2016
Clark, Tim	2	Best Finish: T 2 in 2013
Clark, Wyndham	4	Best Finish: T 10 in 2022
Clarke, Darren	1	Best Finish: T 65 in 2013
Claxton, Will	2	Best Finish: T 27 in 2012
Coceres, Jose	1	Best Finish: Cut 99 in 2013
Cole, Eric	1	Best Finish: T 39 in 2022
Coles, Gavin	2	Best Finish: T 51 in 2012
Collins, Chad	6	Best Finish: T 33 in 2010
Compton, Erik	4	Best Finish: T 48 in 2014
Cone, Trevor	1	Best Finish: T 54 in 2022
Connell, Michael	2	Best Finish: T 15 in 2010
Connelly, Austin	1	Best Finish: Cut 99 in 2015

PREVIOUS BEST FINISH HERE

Player	Previous Times Here	Best Finish Here
Conners, Corey	4	Best Finish: T 10 in 2020
Cook, Austin	6	Best Finish: 1 in 2017
Cordes, Anthony	1	Best Finish: Cut 99 in 2020
Couch, Chris	1	Best Finish: T 54 in 2011
Covello, Vince	1	Best Finish: Cut 99 in 2019
Crane, Ben	9	Best Finish: 1 in 2011
Creel, Joshua	1	Best Finish: T 40 in 2021
Crick, Brandon	1	Best Finish: Cut 99 in 2020
Curran, Jon	5	Best Finish: 4 in 2015
Curtis, Ben	5	Best Finish: T 15 in 2010
Daffue, MJ	1	Best Finish: 69 in 2022
Dahmen, Joel	7	Best Finish: T 5 in 2022
Daly, John	1	Best Finish: Cut 99 in 2012
Davis, Brian	6	Best Finish: T 73 in 2014
Davis, Cam	1	Best Finish: Cut 99 in 2021
Davis, Cameron	2	Best Finish: Cut 99 in 2019
Dawson, Marco	1	Best Finish: 68 in 2012
Day, Glen	1	Best Finish: Cut 99 in 2015
Day, Jason	4	Best Finish: T 12 in 2020
de Jonge, Brendon	9	Best Finish: T 2 in 2014
DeChambeau, Bryson	1	Best Finish: Cut 99 in 2016
DeLaet, Graham	1	Best Finish: T 25 in 2010
Delahoussaye, Brent	1	Best Finish: Cut 99 in 2010
DeMorat, Mickey	1	Best Finish: T 47 in 2021
Díaz, Roberto	1	Best Finish: T 61 in 2017
DiMarco, Chris	6	Best Finish: T 45 in 2010
Donald, Luke	4	Best Finish: T 36 in 2016
Dou, Zecheng	2	Best Finish: T 67 in 2022
Drewitt, Brett	3	Best Finish: T 67 in 2016
Driscoll, James	5	Best Finish: T 27 in 2012
Dufner, Jason	5	Best Finish: T 9 in 2015
Duke, Ken	5	Best Finish: T 4 in 2014
Duncan, Tyler	6	Best Finish: 1 in 2019
Dunlap, Scott	1	Best Finish: Cut 99 in 2012
Durant, Joe	4	Best Finish: T 6 in 2010
Duval, David	3	Best Finish: Cut 99 in 2010
Echavarría, Nico	1	Best Finish: Cut 99 in 2022
Els, Ernie	3	Best Finish: T 37 in 2018
Endycott, Harrison	1	Best Finish: Cut 99 in 2022
English, Harris	11	Best Finish: T 6 in 2020
Ernst, Derek	4	Best Finish: T 54 in 2014
Estes, Bob	1	Best Finish: Cut 99 in 2010
Etulain, Julián	2	Best Finish: T 71 in 2016
Every, Matt	7	Best Finish: T 7 in 2013
Fathauer, Derek	3	Best Finish: T 37 in 2018
Faxon, Brad	1	Best Finish: Cut 99 in 2010
Fdez-Castano, Gonzalo	2	Best Finish: T 86 in 2014
Finau, Tony	1	Best Finish: T 14 in 2014

Player	Previous Times Here	Best Finish Here
Fitzpatrick, Matthew	1	Best Finish: Cut 99 in 2020
Fleetwood, Tommy	1	Best Finish: T 37 in 2020
Flesch, Steve	2	Best Finish: T 72 in 2010
Flores, Martin	6	Best Finish: T 29 in 2017
Fowler, Rickie	1	Best Finish: Cut 99 in 2011
Fraustro, Oscar	1	Best Finish: Cut 99 in 2014
Frazar, Harrison	1	Best Finish: Cut 99 in 2013
Fritsch, Brad	2	Best Finish: T 74 in 2016
Frittelli, Dylan	4	Best Finish: T 35 in 2019
Funk, Fred	2	Best Finish: Cut 99 in 2015
Furyk, Jim	5	Best Finish: 3 in 2012
Gainey, Tommy	9	Best Finish: 1 in 2012
Gangluff, Stephen	1	Best Finish: Cut 99 in 2012
Garber, Joey	2	Best Finish: Cut 99 in 2020
Gardiner, Scott	1	Best Finish: Cut 99 in 2013
Garnett, Brice	9	Best Finish: T 29 in 2017
Garrigus, Robert	8	Best Finish: T 22 in 2013
Gates, Bobby	2	Best Finish: Cut 99 in 2011
Gay, Brian	10	Best Finish: 3 in 2017
Gellerman, Michael	1	Best Finish: Cut 99 in 2019
Ghim, Doug	3	Best Finish: T 18 in 2020
Gibson, Rhein	3	Best Finish: T 43 in 2019
Gillis, Tom	3	Best Finish: T 66 in 2010
Gligic, Michael	4	Best Finish: T 29 in 2021
Glover, Lucas	9	Best Finish: T 9 in 2015
Godsey, Conner	1	Best Finish: Cut 99 in 2022
Goggjin, Mathew	2	Best Finish: T 27 in 2012
Gómez, Fabián	7	Best Finish: T 8 in 2014
Gonzales, Andres	4	Best Finish: T 57 in 2016
Gooch, Talor	5	Best Finish: 1 in 2021
Goosen, Retief	3	Best Finish: T 29 in 2017
Gordon, Will	3	Best Finish: T 10 in 2019
Gore, Jason	5	Best Finish: T 15 in 2018
Gotterup, Chris	1	Best Finish: T 35 in 2022
Gove, Jeff	1	Best Finish: Cut 99 in 2010
Goya, Tano	1	Best Finish: Cut 99 in 2022
Goydos, Paul	2	Best Finish: T 72 in 2013
Grace, Branden	2	Best Finish: T 30 in 2020
Grant, Brent	1	Best Finish: T 54 in 2022
Green, Nathan	3	Best Finish: T 51 in 2012
Gribble, Cody	2	Best Finish: T 71 in 2018
Griffin, Ben	2	Best Finish: T 29 in 2022
Griffin, J.P.	1	Best Finish: Cut 99 in 2021
Griffin, Lanto	3	Best Finish: T 40 in 2021
Grillo, Emiliano	2	Best Finish: T 18 in 2020
Gronberg, Mathias	1	Best Finish: T 45 in 2010
Guthrie, Luke	2	Best Finish: Cut 99 in 2015
Gutschewski, Scott	2	Best Finish: Cut 99 in 2011

PREVIOUS BEST FINISH HERE

Player	Previous Times Here	Best Finish Here
Haas, Bill	9	Best Finish: 2 in 2010
Haas, Hunter	1	Best Finish: Cut 99 in 2011
Hadley, Chesson	10	Best Finish: T 23 in 2020
Hadwin, Adam	5	Best Finish: T 51 in 2021
Hagy, Brandon	4	Best Finish: T 35 in 2019
Hahn, James	4	Best Finish: T 17 in 2014
Haley II, Paul	1	Best Finish: T 29 in 2022
Hall, Harry	1	Best Finish: Cut 99 in 2022
Hamilton, Alex	1	Best Finish: T 45 in 2010
Hamilton, Todd	2	Best Finish: T 62 in 2010
Hammer, Cole	1	Best Finish: T 5 in 2022
Hamrick, Hunter	2	Best Finish: Cut 99 in 2013
Hardy, Nick	2	Best Finish: T 63 in 2021
Harkins, Brandon	2	Best Finish: T 49 in 2017
Harman, Brian	11	Best Finish: T 2 in 2022
Harrington, Padraig	3	Best Finish: T 54 in 2017
Harrington, Scott	3	Best Finish: T 43 in 2019
Hatton, Tyrrell	1	Best Finish: T 23 in 2020
Hearn, David	9	Best Finish: T 9 in 2015
Hebert, Michael	1	Best Finish: Cut 99 in 2020
Henley, Russell	8	Best Finish: T 4 in 2014
Henry, J.J.	6	Best Finish: T 45 in 2017
Hensby, Mark	1	Best Finish: 74 in 2015
Herman, Jim	11	Best Finish: T 13 in 2016
Herron, Tim	7	Best Finish: T 49 in 2012
Hickok, Kramer	3	Best Finish: T 53 in 2019
Hicks, Justin	3	Best Finish: Cut 99 in 2013
Higgo, Garrick	1	Best Finish: Cut 99 in 2022
Higgs, Harry	4	Best Finish: T 21 in 2022
Hoag, Bo	2	Best Finish: T 30 in 2020
Hodges, Lee	3	Best Finish: T 54 in 2018
Hoffman, Charley	4	Best Finish: T 22 in 2013
Hoffmann, Morgan	4	Best Finish: T 65 in 2016
Hoge, Tom	9	Best Finish: T 4 in 2021
Holmes, J.B.	1	Best Finish: T 59 in 2010
Homa, Max	4	Best Finish: Cut 99 in 2018
Horschel, Billy	4	Best Finish: T 2 in 2016
Hossler, Beau	4	Best Finish: T 21 in 2022
Howell III, Charles	12	Best Finish: 1 in 2018
Hubbard, Mark	5	Best Finish: T 18 in 2015
Hughes, Mackenzie	7	Best Finish: 1 in 2016
Huh, John	8	Best Finish: T 9 in 2015
Hun An, Byeong	1	Best Finish: Cut 99 in 2017
Hurley III, Billy	4	Best Finish: T 57 in 2012
Hutsell, David	1	Best Finish: Cut 99 in 2012
Im, Sungjae	2	Best Finish: T 37 in 2018
Imada, Ryuji	3	Best Finish: T 72 in 2012
Immelman, Trevor	3	Best Finish: 5 in 2011

Player	Previous Times Here	Best Finish Here
Iwata, Hiroshi	2	Best Finish: T 36 in 2016
Jackson, Palmer (A)	1	Best Finish: Cut 99 in 2022
Jacobson, Freddie	5	Best Finish: 5 in 2015
Jaeger, Stephan	4	Best Finish: T 29 in 2017
Janzen, Lee	1	Best Finish: Cut 99 in 2010
Johnson, Kevin	1	Best Finish: Cut 99 in 2010
Johnson, Michael	1	Best Finish: Cut 99 in 2016
Johnson, Richard S.	2	Best Finish: T 32 in 2011
Johnson, Zach	13	Best Finish: T 6 in 2020
Johnston, Andrew	1	Best Finish: Cut 99 in 2017
Jones, Kent	1	Best Finish: Cut 99 in 2011
Jones, Kyle	1	Best Finish: T 23 in 2018
Jones, Matt	8	Best Finish: T 44 in 2020
Jones, Peter	1	Best Finish: Cut 99 in 2018
Kang, Alex	1	Best Finish: Cut 99 in 2018
Kang, Sung	9	Best Finish: T 29 in 2017
Karlsson, Robert	3	Best Finish: T 10 in 2013
Kaufman, Smylie	2	Best Finish: T 33 in 2015
Kelly, Jerry	5	Best Finish: T 20 in 2011
Kelly, Troy	1	Best Finish: Cut 99 in 2012
Killeen, J.J.	1	Best Finish: T 86 in 2012
Kim, Bio	1	Best Finish: T 48 in 2011
Kim, Michael	7	Best Finish: T 27 in 2016
Kim, S.H.	1	Best Finish: Cut 99 in 2022
Kim, Si Woo	4	Best Finish: T 18 in 2015
Kim, Whee	4	Best Finish: T 27 in 2016
Kirk, Chris	13	Best Finish: 1 in 2013
Kisner, Kevin	12	Best Finish: 1 in 2015
Kitayama, Kurt	1	Best Finish: Cut 99 in 2021
Kizzire, Patton	9	Best Finish: T 10 in 2020
Knost, Colt	3	Best Finish: T 26 in 2011
Knous, Jim	1	Best Finish: Cut 99 in 2018
Knowles, Phillip	1	Best Finish: Cut 99 in 2022
Knox, Russell	8	Best Finish: T 20 in 2019
Kodaira, Satoshi	2	Best Finish: 74 in 2019
Kohles, Ben	1	Best Finish: Cut 99 in 2021
Kokrak, Jason	7	Best Finish: T 10 in 2013
Kraft, Greg	1	Best Finish: Cut 99 in 2010
Kraft, Kelly	6	Best Finish: T 21 in 2016
Kresge, Cliff	1	Best Finish: T 45 in 2010
Kuchar, Matt	11	Best Finish: T 7 in 2013
Lahiri, Anirban	3	Best Finish: T 13 in 2016
Laird, Martin	4	Best Finish: T 54 in 2017
Lamb, Rick	2	Best Finish: Cut 99 in 2016
Lamely, Derek	2	Best Finish: Cut 99 in 2011
Landry, Andrew	7	Best Finish: T 4 in 2017
Langley, Scott	5	Best Finish: T 22 in 2013
Lashley, Nate	5	Best Finish: T 37 in 2020

PREVIOUS BEST FINISH HERE

Player	Previous Times Here	Best Finish Here
Lebioda, Hank	5	Best Finish: T 30 in 2019
Ledesma, Nelson	1	Best Finish: Cut 99 in 2019
Lee, D.H.	2	Best Finish: T 70 in 2013
Lee, Danny	6	Best Finish: T 21 in 2022
Lee, Kyoung-Hoon	3	Best Finish: T 5 in 2019
Lee, Lucas	1	Best Finish: T 52 in 2015
Lee, Richard H.	3	Best Finish: T 72 in 2012
Leishman, Marc	2	Best Finish: Cut 99 in 2010
Leonard, Justin	5	Best Finish: T 45 in 2010
Letzig, Michael	2	Best Finish: T 26 in 2011
Levin, Spencer	5	Best Finish: T 32 in 2011
Lindheim, Nicholas	3	Best Finish: T 13 in 2017
Lingmerth, David	6	Best Finish: T 10 in 2022
Lipsky, David	2	Best Finish: WD 99 in 2022
List, Luke	7	Best Finish: T 4 in 2018
Loar, Edward	2	Best Finish: T 79 in 2012
Long, Adam	5	Best Finish: T 16 in 2021
Loupe, Andrew	2	Best Finish: T 41 in 2014
Love III, Davis	11	Best Finish: T 4 in 2012
Love, Dru	4	Best Finish: T 54 in 2018
Lovelady, Tom	2	Best Finish: Cut 99 in 2017
Lovemark, Jamie	5	Best Finish: T 6 in 2016
Lower, Justin	3	Best Finish: Cut 99 in 2022
Lowery, Steve	1	Best Finish: T 33 in 2010
Lowry, Shane	1	Best Finish: T 50 in 2020
Luck, Curtis	1	Best Finish: Cut 99 in 2018
Lunde, Bill	2	Best Finish: T 20 in 2012
Lutterus, David	1	Best Finish: Cut 99 in 2010
Lyle, Jarrod	2	Best Finish: T 15 in 2010
MacKenzie, Will	7	Best Finish: T 2 in 2014
Maggert, Jeff	3	Best Finish: T 66 in 2010
Mahan, Hunter	4	Best Finish: T 15 in 2018
Mallinger, John	1	Best Finish: Cut 99 in 2010
Malnati, Peter	8	Best Finish: T 40 in 2021
Marino, Steve	4	Best Finish: T 15 in 2010
Martin, Ben	7	Best Finish: T 17 in 2014
Mathis, David	2	Best Finish: T 10 in 2012
Matteson, Troy	2	Best Finish: T 40 in 2013
Matthews, Brandon	1	Best Finish: Cut 99 in 2022
Mayfair, Billy	3	Best Finish: T 20 in 2011
McCarron, Scott	3	Best Finish: T 6 in 2011
McCarthy, Dan	1	Best Finish: Cut 99 in 2017
McCarthy, Denny	6	Best Finish: T 8 in 2019
McCumber, Tyler	3	Best Finish: T 4 in 2021
McDowell, Graeme	6	Best Finish: 3 in 2015
McGirt, William	6	Best Finish: T 8 in 2017
McGreevy, Max	2	Best Finish: T 16 in 2021
McLachlin, Parker	1	Best Finish: Cut 99 in 2010

Player	Previous Times Here	Best Finish Here
McLardy, Andrew	1	Best Finish: T 72 in 2010
McNealy, Maverick	2	Best Finish: T 53 in 2019
McNeill, George	5	Best Finish: T 22 in 2013
McQuillan, Matt	1	Best Finish: T 26 in 2011
Mediate, Rocco	3	Best Finish: T 33 in 2010
Merrick, John	5	Best Finish: T 85 in 2015
Merritt, Troy	10	Best Finish: T 22 in 2021
Micheel, Shaun	2	Best Finish: T 48 in 2011
Miller, Cole	1	Best Finish: Cut 99 in 2019
Miller, Zack	2	Best Finish: T 54 in 2011
Mitchell, Jordan	1	Best Finish: Cut 99 in 2012
Mitchell, Keith	6	Best Finish: T 12 in 2021
Molder, Bryce	2	Best Finish: T 11 in 2011
Molinari, Francesco	1	Best Finish: Cut 99 in 2022
Montgomery, Taylor	1	Best Finish: T 15 in 2022
Moore, Taylor	2	Best Finish: T 8 in 2021
Morris, Blake	1	Best Finish: Cut 99 in 2018
Mullinax, Trey	6	Best Finish: T 25 in 2015
Mulroy, Garth	1	Best Finish: T 43 in 2012
Muñoz, Sebastián	5	Best Finish: 3 in 2021
Murray, Tom	1	Best Finish: Cut 99 in 2011
Na, Kevin	1	Best Finish: Cut 99 in 2013
NeSmith, Matthew	4	Best Finish: T 14 in 2019
Newcomb, Patrick	1	Best Finish: Cut 99 in 2014
Niemann, Joaquin	3	Best Finish: T 44 in 2020
Nimmer, Bryson	1	Best Finish: Cut 99 in 2022
Nitties, James	1	Best Finish: T 33 in 2010
Noh, Seung-Yul	4	Best Finish: T 15 in 2022
Noren, Alex	3	Best Finish: T 10 in 2019
Norlander, Henrik	7	Best Finish: T 2 in 2016
Norrman, Vincent	1	Best Finish: Cut 99 in 2022
Novak, Andrew	3	Best Finish: T 26 in 2021
Núñez, Augusto	1	Best Finish: Cut 99 in 2022
Oda, John	1	Best Finish: Cut 99 in 2017
Ogilvie, Joe	1	Best Finish: Cut 99 in 2010
O'Hair, Sean	9	Best Finish: T 15 in 2011
O'Hern, Nick	2	Best Finish: T 6 in 2011
O'Neal, Michael	1	Best Finish: T 66 in 2010
Oosthuizen, Louis	3	Best Finish: 4 in 2011
Oppenheim, Rob	4	Best Finish: T 44 in 2015
Ortiz, Carlos	2	Best Finish: Cut 99 in 2018
Overton, Jeff	5	Best Finish: T 6 in 2011
Owen, Greg	4	Best Finish: T 7 in 2012
Owen, Kyle	1	Best Finish: Cut 99 in 2017
Pampling, Rod	3	Best Finish: 70 in 2012
Pan, C.T.	4	Best Finish: T 6 in 2016
Pappas, Brenden	1	Best Finish: Cut 99 in 2010
Park, Sung Joon	1	Best Finish: T 32 in 2014

PREVIOUS BEST FINISH HERE

Player	Previous Times Here	Best Finish Here
Paulson, Carl	1	Best Finish: T 79 in 2012
Pendrith, Taylor	2	Best Finish: T 15 in 2022
Percy, Cameron	8	Best Finish: T 21 in 2016
Pereira, Mito	1	Best Finish: T 29 in 2021
Perez, Pat	3	Best Finish: T 33 in 2010
Pernice Jr., Tom	2	Best Finish: T 15 in 2010
Peterson, John	3	Best Finish: T 22 in 2014
Petrovic, Tim	4	Best Finish: T 45 in 2010
Pettersson, Carl	6	Best Finish: T 17 in 2014
Piercy, Scott	7	Best Finish: T 17 in 2014
Piller, Martin	4	Best Finish: T 32 in 2018
Pinckney, Scott	2	Best Finish: T 70 in 2015
Points, D.A.	10	Best Finish: T 22 in 2014
Pope, Andy	1	Best Finish: T 63 in 2014
Poston, J.T.	7	Best Finish: T 14 in 2019
Potter, Jr., Ted	6	Best Finish: T 13 in 2017
Poulter, Ian	2	Best Finish: T 36 in 2016
Power, Seamus	6	Best Finish: T 4 in 2021
Price, Aron	1	Best Finish: T 9 in 2010
Pride, Dicky	2	Best Finish: Cut 99 in 2017
Prugh, Alex	4	Best Finish: T 85 in 2015
Purdy, Ted	1	Best Finish: Cut 99 in 2010
Putnam, Andrew	5	Best Finish: T 12 in 2014
Putnam, Michael	2	Best Finish: T 48 in 2013
Quigley, Brett	1	Best Finish: T 45 in 2010
Quinney, Jeff	2	Best Finish: T 9 in 2010
Rai, Aaron	2	Best Finish: T 16 in 2021
Ralston, Spencer	1	Best Finish: Cut 99 in 2022
Ramey, Chad	2	Best Finish: Cut 99 in 2021
Randolph, Jonathan	3	Best Finish: 73 in 2017
Reavie, Chez	4	Best Finish: T 26 in 2021
Redman, Doc	4	Best Finish: T 23 in 2019
Reeves, Seth	2	Best Finish: T 71 in 2018
Reifers, Kyle	6	Best Finish: T 15 in 2012
Renner, Jim	2	Best Finish: T 81 in 2014
Ridings, Tag	2	Best Finish: T 36 in 2016
Riley, Chris	1	Best Finish: T 64 in 2011
Riley, Davis	3	Best Finish: T 46 in 2022
Roach, Wes	4	Best Finish: T 61 in 2019
Rocha, Alexandre	2	Best Finish: T 26 in 2011
Rodgers, Patrick	8	Best Finish: 2 in 2018
Rodríguez, José de Jesús	1	Best Finish: Cut 99 in 2018
Rollins, John	6	Best Finish: T 12 in 2010
Romero, Andres	4	Best Finish: T 27 in 2016
Rose, Justin	3	Best Finish: T 12 in 2021
Roy, Kevin	1	Best Finish: T 46 in 2022
Ryder, Sam	6	Best Finish: T 61 in 2017
Sabbatini, Rory	9	Best Finish: T 12 in 2020
Sainz Jr, Carlos	1	Best Finish: Cut 99 in 2014

Player	Previous Times Here	Best Finish Here
Saunders, Sam	5	Best Finish: T 57 in 2016
Schauffele, Xander	1	Best Finish: Cut 99 in 2016
Scheffler, Scottie	2	Best Finish: T 5 in 2019
Schenk, Adam	5	Best Finish: T 23 in 2018
Schmid, Matti	1	Best Finish: Cut 99 in 2022
Schnell, Brady	1	Best Finish: Cut 99 in 2018
Schniederjans, Ollie	3	Best Finish: T 6 in 2016
Schwab, Matthias	2	Best Finish: T 22 in 2021
Schwartzel, Charl	1	Best Finish: Cut 99 in 2020
Scott, Adam	1	Best Finish: T 37 in 2021
Scott, Richard	1	Best Finish: T 64 in 2011
Seiffert, Chase	3	Best Finish: T 23 in 2019
Senden, John	2	Best Finish: T 4 in 2013
Sheehan, Patrick	1	Best Finish: Cut 99 in 2012
Shelton, Robby	3	Best Finish: T 10 in 2022
Shindler, Conrad	1	Best Finish: Cut 99 in 2017
Sigg, Greyson	4	Best Finish: T 15 in 2022
Silverman, Ben	2	Best Finish: T 8 in 2017
Silvers, Mark	2	Best Finish: Cut 99 in 2016
Sim, Michael	1	Best Finish: Cut 99 in 2011
Simpson, Webb	11	Best Finish: 2 in 2011
Singh, Jeev Milkha	1	Best Finish: T 15 in 2010
Singh, Vijay	5	Best Finish: T 27 in 2012
Skinner, Sonny	1	Best Finish: Cut 99 in 2014
Skinns, David	2	Best Finish: T 29 in 2021
Sloan, Roger	4	Best Finish: T 23 in 2020
Slocum, Heath	8	Best Finish: 1 in 2010
Smalley, Alex	2	Best Finish: T 5 in 2022
Smith, Byron	1	Best Finish: Cut 99 in 2014
Smith, Cameron	1	Best Finish: T 4 in 2021
Smith, Chris	1	Best Finish: Cut 99 in 2015
Smith, Nate	1	Best Finish: Cut 99 in 2011
Smotherman, Austin	2	Best Finish: T 40 in 2021
Snedeker, Brandt	6	Best Finish: T 29 in 2017
Spaun, J.J.	7	Best Finish: 2 in 2017
Stadler, Kevin	3	Best Finish: T 10 in 2013
Stallings, Scott	10	Best Finish: T 9 in 2015
Stankowski, Paul	3	Best Finish: T 32 in 2011
Stanley, Kyle	7	Best Finish: T 6 in 2020
Steele, Brendan	4	Best Finish: T 20 in 2012
Stefani, Shawn	5	Best Finish: T 41 in 2014
Stegmaier, Brett	3	Best Finish: T 21 in 2016
Stenson, Henrik	4	Best Finish: T 23 in 2020
Sterne, Richard	1	Best Finish: Cut 99 in 2014
Stevens, Craig	1	Best Finish: Cut 99 in 2013
Stevens, Sam	1	Best Finish: Cut 99 in 2022
Stiles, Darron	1	Best Finish: Cut 99 in 2015
Straka, Sepp	5	Best Finish: T 44 in 2020
Streb, Robert	9	Best Finish: 1 in 2020

PREVIOUS BEST FINISH HERE

Player	Previous Times Here	Best Finish Here
Streelman, Kevin	9	Best Finish: T 6 in 2011
Strickler, Will	1	Best Finish: Cut 99 in 2011
Stroud, Chris	10	Best Finish: T 5 in 2022
Stuard, Brian	11	Best Finish: T 10 in 2019
Sucher, Zack	3	Best Finish: Cut 99 in 2016
Suh, Justin	1	Best Finish: 66 in 2022
Sullivan, Andy	1	Best Finish: Cut 99 in 2020
Summerhays, Daniel	5	Best Finish: T 10 in 2013
Sutherland, Kevin	1	Best Finish: T 25 in 2010
Svensson, Adam	4	Best Finish: 1 in 2022
Svoboda, Andrew	2	Best Finish: T 8 in 2014
Swafford, Hudson	9	Best Finish: T 12 in 2014
Tambellini, Roger	1	Best Finish: Cut 99 in 2010
Tarren, Callum	2	Best Finish: T 2 in 2022
Taylor, Ben	2	Best Finish: T 21 in 2022
Taylor, Nick	5	Best Finish: T 74 in 2016
Taylor, Vaughn	10	Best Finish: T 8 in 2017
Teater, Josh	8	Best Finish: T 32 in 2011
Thatcher, Roland	3	Best Finish: T 32 in 2011
Theegala, Sahith	2	Best Finish: T 2 in 2022
Thomas, Justin	3	Best Finish: T 58 in 2015
Thompson (A), Davis	2	Best Finish: T 23 in 2019
Thompson, Chris	1	Best Finish: Cut 99 in 2018
Thompson, Curtis	1	Best Finish: Cut 99 in 2021
Thompson, Davis	2	Best Finish: Cut 99 in 2021
Thompson, Kyle	2	Best Finish: T 61 in 2012
Thompson, Michael	10	Best Finish: 3 in 2011
Thompson, Nicholas	4	Best Finish: T 22 in 2014
Thornberry, Braden	1	Best Finish: T 61 in 2017
Tidland, Chris	1	Best Finish: Cut 99 in 2010
Todd, Brendon	9	Best Finish: 4 in 2019
Tomasulo, Peter	1	Best Finish: T 43 in 2012
Toms, David	5	Best Finish: 2 in 2012
Tracy, Ethan	1	Best Finish: Cut 99 in 2017
Trahan, D.J.	6	Best Finish: T 4 in 2012
Trainer, Martin	4	Best Finish: T 54 in 2022
Tringale, Cameron	10	Best Finish: 3 in 2020
Turnesa, Marc	1	Best Finish: Cut 99 in 2016
Tway, Kevin	6	Best Finish: T 71 in 2016
Uihlein, Peter	3	Best Finish: T 7 in 2018
Uresti, Omar	1	Best Finish: Cut 99 in 2010
Van Aswegen, Tyrone	6	Best Finish: T 45 in 2017
van der Walt, Dawie	2	Best Finish: T 58 in 2015
Van Pelt, Bo	3	Best Finish: T 6 in 2010
Vargas, James	1	Best Finish: Cut 99 in 2013
Vарner III, Harold	3	Best Finish: T 23 in 2018
Veazey, Vance	1	Best Finish: Cut 99 in 2010
Vegas, Jhonattan	4	Best Finish: T 12 in 2021
Ventura, Kristoffer	2	Best Finish: Cut 99 in 2020

Player	Previous Times Here	Best Finish Here
Verplank, Scott	2	Best Finish: Cut 99 in 2014
Villegas, Camilo	9	Best Finish: T 2 in 2016
Vogel, T.J.	1	Best Finish: Cut 99 in 2017
Wagner, Johnson	9	Best Finish: T 17 in 2017
Walker, Jimmy	1	Best Finish: Cut 99 in 2021
Wallace, Matt	3	Best Finish: T 37 in 2020
Warren, Charles	1	Best Finish: Cut 99 in 2010
Watney, Nick	7	Best Finish: T 14 in 2019
Watson, Bubba	1	Best Finish: 67 in 2017
Weekley, Boo	8	Best Finish: T 18 in 2015
Weinhart, Tim	7	Best Finish: Cut 99 in 2012
Weir, Mike	1	Best Finish: T 55 in 2013
Werbylo, Trevor	1	Best Finish: Cut 99 in 2022
Werenski, Richy	6	Best Finish: T 15 in 2018
Westmoreland, Kyle	1	Best Finish: Cut 99 in 2022
Westwood, Lee	1	Best Finish: Cut 99 in 2020
Wetterich, Brett	1	Best Finish: Cut 99 in 2010
Whaley, Vince	1	Best Finish: T 63 in 2021
Whaley, Vincent	2	Best Finish: T 65 in 2019
Wheatcroft, Steve	6	Best Finish: T 45 in 2016
Whitsett, Cory	1	Best Finish: T 54 in 2014
Wi, Charlie	1	Best Finish: T 45 in 2010
Wiesberger, Bernd	1	Best Finish: T 4 in 2020
Wilcox, Will	1	Best Finish: Cut 99 in 2014
Wilkinson, Tim	5	Best Finish: T 21 in 2016
Willett, Danny	2	Best Finish: Cut 99 in 2020
Williams, Lee	1	Best Finish: Cut 99 in 2013
Williamson, Jay	1	Best Finish: Cut 99 in 2010
Willis, Garrett	2	Best Finish: Cut 99 in 2011
Wilshire, Kyle	1	Best Finish: Cut 99 in 2021
Wilson, Chris	1	Best Finish: Cut 99 in 2010
Wilson, Dean	2	Best Finish: Cut 99 in 2012
Wilson, Mark	8	Best Finish: T 8 in 2014
Wise, Aaron	3	Best Finish: T 13 in 2017
Wolfe, Jared	1	Best Finish: T 63 in 2021
Wolfes, Scott	1	Best Finish: Cut 99 in 2015
Woodland, Gary	1	Best Finish: Cut 99 in 2012
Wright, Chase	2	Best Finish: T 7 in 2018
Wright, Zach	1	Best Finish: Cut 99 in 2016
Wu, Brandon	2	Best Finish: T 54 in 2022
Wu, Dylan	2	Best Finish: T 46 in 2022
Wyatt, Bobby	2	Best Finish: T 75 in 2015
Yang, Y.E.	1	Best Finish: T 72 in 2013
Young, Cameron	1	Best Finish: T 29 in 2021
Young, Carson	1	Best Finish: Cut 99 in 2022
Yu, Kevin	2	Best Finish: T 54 in 2022
Yuan, Carl	2	Best Finish: T 39 in 2022
Yun, Andrew	1	Best Finish: Cut 99 in 2017
Zhang, Xinjun	3	Best Finish: T 68 in 2017


TOP 50: ALL-TIME TOURNAMENT MONEY LIST

Player	Events Played	Years in Money	Earnings
--------	---------------	----------------	----------

Kisner, Kevin	12	8	\$2,552,483
Streb, Robert	9	5	\$2,287,105
Simpson, Webb	11	9	\$2,133,960
Hughes, Mackenzie	7	3	\$1,878,990
Howell III, Charles	12	10	\$1,848,658
Kirk, Chris	13	8	\$1,691,156
Svensson, Adam	4	1	\$1,458,000
Gooch, Talor	5	2	\$1,353,420
Cook, Austin	6	3	\$1,271,452
Duncan, Tyler	6	3	\$1,249,669
Harman, Brian	11	8	\$1,183,850
Rodgers, Patrick	8	5	\$1,062,414
Spaun, J.J.	7	6	\$957,599
Muñoz, Sebastián	5	2	\$952,200
Johnson, Zach	13	9	\$886,355
Slocum, Heath	8	4	\$877,890
de Jonge, Brendon	9	8	\$859,508
Chappell, Kevin	8	5	\$831,248
Crane, Ben	9	5	\$786,786
Toms, David	5	4	\$779,850
Gay, Brian	10	6	\$758,740
Gainey, Tommy	9	2	\$749,058
Norlander, Henrik	7	5	\$701,609
Villegas, Camilo	9	6	\$695,871
Tringale, Cameron	10	6	\$692,760

Player	Events Played	Years in Money	Earnings
--------	---------------	----------------	----------

Henley, Russell	8	6	\$684,748
Haas, Bill	9	6	\$657,545
Tarren, Callum	2	1	\$612,900
Theegala, Sahith	2	1	\$612,900
Furyk, Jim	5	4	\$611,670
Thompson, Michael	10	7	\$592,230
List, Luke	7	4	\$585,844
Power, Seamus	6	3	\$577,110
Landry, Andrew	7	4	\$572,023
McDowell, Graeme	6	3	\$543,184
Hoge, Tom	9	5	\$516,243
MacKenzie, Will	7	3	\$513,840
Huh, John	8	6	\$493,165
Brown, Scott	9	5	\$485,199
Baird, Briny	2	1	\$484,000
Clark, Tim	2	1	\$484,000
Todd, Brendon	9	6	\$475,888
Barber, Blayne	4	3	\$455,933
Trahan, D.J.	6	3	\$452,983
Horschel, Billy	4	3	\$452,160
Glover, Lucas	9	7	\$440,364
Kuchar, Matt	11	8	\$433,094
English, Harris	11	6	\$428,828
McCarthy, Denny	6	4	\$427,263
Campbell, Chad	10	6	\$412,552



TOURNAMENT MOST CONSISTENT EARNINGS RECORD

Player	Total Earnings	Times Played	Cuts Made	Best Finish
Kisner, Kevin	\$2,552,483	12	8	Best Finish: 1 in 2015
Simpson, Webb	\$2,133,960	11	9	Best Finish: 2 in 2011
Howell III, Charles	\$1,848,658	12	10	Best Finish: 1 in 2018
Kirk, Chris	\$1,691,156	13	8	Best Finish: 1 in 2013
Harman, Brian	\$1,183,850	11	8	Best Finish: T 2 in 2022
Spaun, J.J.	\$957,599	7	6	Best Finish: 2 in 2017
Johnson, Zach	\$886,355	13	9	Best Finish: T 6 in 2020
de Jonge, Brendon	\$859,508	9	8	Best Finish: T 2 in 2014
Gay, Brian	\$758,740	10	6	Best Finish: 3 in 2017
Villegas, Camilo	\$695,871	9	6	Best Finish: T 2 in 2016
Tringale, Cameron	\$692,760	10	6	Best Finish: 3 in 2020
Henley, Russell	\$684,748	8	6	Best Finish: T 4 in 2014
Haas, Bill	\$657,545	9	6	Best Finish: 2 in 2010
Thompson, Michael	\$592,230	10	7	Best Finish: 3 in 2011
Huh, John	\$493,165	8	6	Best Finish: T 9 in 2015
Todd, Brendon	\$475,888	9	6	Best Finish: 4 in 2019
Glover, Lucas	\$440,364	9	7	Best Finish: T 9 in 2015
Kuchar, Matt	\$433,094	11	8	Best Finish: T 7 in 2013
English, Harris	\$428,828	11	6	Best Finish: T 6 in 2020
Campbell, Chad	\$412,552	10	6	Best Finish: T 7 in 2012
Hearn, David	\$388,503	9	7	Best Finish: T 9 in 2015
Stanley, Kyle	\$381,908	7	7	Best Finish: T 6 in 2020
Kizzire, Patton	\$352,353	9	6	Best Finish: T 10 in 2020
Stallings, Scott	\$321,676	10	8	Best Finish: T 9 in 2015
Streelman, Kevin	\$311,856	9	6	Best Finish: T 6 in 2011
Herman, Jim	\$305,106	11	8	Best Finish: T 13 in 2016
O'Hair, Sean	\$285,139	9	6	Best Finish: T 15 in 2011
Gómez, Fabián	\$278,601	7	6	Best Finish: T 8 in 2014
Cink, Stewart	\$270,980	12	6	Best Finish: T 10 in 2016
Knox, Russell	\$264,918	8	6	Best Finish: T 20 in 2019
Love III, Davis	\$258,781	11	6	Best Finish: T 4 in 2012
Sabbatini, Rory	\$252,252	9	6	Best Finish: T 12 in 2020
Armour, Ryan	\$233,802	8	6	Best Finish: T 15 in 2018
Merritt, Troy	\$207,822	10	6	Best Finish: T 22 in 2021
Byrd, Jonathan	\$201,993	12	7	Best Finish: T 21 in 2016
Wagner, Johnson	\$180,291	9	6	Best Finish: T 17 in 2017
Garnett, Brice	\$132,248	9	6	Best Finish: T 29 in 2017
Baddeley, Aaron	\$104,188	9	6	Best Finish: T 39 in 2022

HOLE	1	2	3	4	5	6	7	8	9	10	11	12	13	14	15	16	17	18	IN	TOTAL	
Marker's Notes																					

HOLE	1	2	3	4	5	6	7	8	9	10
Marker's Notes										

2023 Official Scorecard



Player _____

Tee _____ Time _____

Date _____ Round _____

DO NOT WRITE IN THIS SPACE



Sea Island Golf Club - Plantation Course

HOLE	11	12	13	14	15	16	17	18	IN	TOTAL
Yards	216	409	437	550	365	158	350	560	3372	7060
Par	3	4	4	5	4	3	4	5	36	72
Score										

HOLE	1	2	3	4	5	6	7	8	9	10
Yards	373	382	219	623	473	452	156	529	481	3688
Par	4	4	3	5	4	4	3	5	4	36
Score										

PLAYER'S SIGNATURE _____

MARKER'S SIGNATURE _____

COURSE MAP
 SEA ISLAND GOLF CLUB | THE PLANTATION COURSE

INCLEMENT WEATHER POLICY

Observe the leaderboards throughout the golf course for "Weather Warning" signs that will appear prior to inclement weather moving into the area. When this sign appears, spectators are advised to take precautions *prior* to play being suspended. If the siren sounds, seek shelter immediately.

Avoid the following – Open areas, bleachers, hilltops, high places, isolated trees, bodies of water, golf carts and metal or wire fences.



Hole	1	2	3	4	5	6	7	8	9	OUT
Par	4	4	3	5	4	4	3	5	4	36
Yards	373	382	219	623	473	452	156	529	481	3688

Hole	10	11	12	13	14	15	16	17	18	TOTAL
Par	4	3	4	4	5	4	3	4	5	36
Yards	327	216	409	437	550	365	158	350	560	3372
										7060



HOLE DESCRIPTIONS -PLANTATION COURSE - FRONT NINE

Hole

Plantation Course – Front Nine

- 1 At this generous opening hole, a drive down the left side of the fairway will open up the green for the approach. The two-tiered green with swale through the middle will call for an accurate approach.
- 2 One of the shorter par fours on the course, the drive here must challenge the bunkers on the right side of the fairway or the player will face tree trouble on the approach. A lofted second shot is needed to carry the front bunker at this elevated green.
- 3 This long par three has a strong “false front” and is protected by bunkers on the left. The large green provides multiple hole locations and the open front allows for run-up approaches. Par is a good score here.
- 4 This long par five won't be reached by many players in two shots. Generous width off the tee leads to a more difficult lay-up as players must negotiate a lake down the left and central bunkers in the fairway. The green is well protected with bunkers, making a birdie on this hole a true accomplishment.
- 5 A long par four, this hole demands an accurate tee shot. Once in the fairway, the player is faced with a wide but shallow green. Missed shots right of the green will find a large bail out area providing an opportunity for recovery.
- 6 This medium-length par four has no fairway bunkers but accuracy is still a premium. Players must be on the correct side of the fairway to get an open look into one of the course's smallest greens.
- 7 This island par three green, the largest green on the course, makes an inviting target. Hole locations on the large undulating green can make hitting the green only the first test to overcome for par.
- 8 This par five will be reachable depending on the wind. With bunkers on both sides of the fairway, players hitting good drives have the opportunity to reach the green, but must negotiate a lake running the right side of the fairway. A back right hole location provides a tough shot even with a short iron.
- 9 A long par four, this hole is tree lined and features a large ridge protecting the left side of the fairway. Players hitting the fairway will be faced with a long second, but the open entry to the green and large chipping swale will allow for run-up shots and recovery opportunities.

HOLE DESCRIPTIONS -PLANTATION COURSE - BACK NINE

- Hole #** **Plantation Course – Back Nine**
- 10** This short, drive-able par four provides the golfer with numerous options. The boldest player may try to go for the green, but danger lurks with the left edge of the green guarded by the water. More conservative players face a lay-up decision to avoid the “principal’s nose” bunkers. Once negotiated, the players will find a small, gently undulating green surface.
- 11** Flanked by bunkers on both sides, this medium length par three is open in front. Multiple hole locations on its large green will demand high quality approach shots with a mid-iron.
- 12** This par four calls for a driver for some off the tee, while others may hit a fairway wood to avoid trouble. A second shot to this green provides challenge with cross bunkers, with care need to avoid going over the green into the lake.
- 13** With a lake on the left and out of bounds on the right, this may be the most difficult driving hole on the course. Once finding the fairway, the player will need to negotiate the large bunker guarding the right two thirds of the green protecting this “bowl” green.
- 14** The split fairway on this medium length par five requires decision making off the tee, but can be reachable with a good drive. The large, slightly undulating green is receptive to both long and short approaches while subtle green contours separate the green into multiple hole locations.
- 15** This short par four will require a lay-up off the tee for most players. Native areas protect the left side of the fairway but a well-placed tee shot will give the player a good view of the smallest green on the course. Two accurate shots will be required to hit this green in regulation.
- 16** The shortest par three on the course doesn't necessarily make it the easiest. With a deep pot bunker front left of the two-tiered green, an approach to the center and two puts will make for a good par.
- 17** A well-placed tee shot is critical at this lay-up hole. Bail out right and the view of the green will likely be blocked by the ridge. Take on the lake left of the fairway to get a good look at the green. A short second will follow a good drive, but this large undulating green will make finding a short birdie putt difficult.
- 18** This reachable par 5 finishing hole can provide a great finish end to the round. The water off the tee will only affect the longest hitters, but all players will have to deal with the water eventually. Players hitting to this green with second or third shots will face water lining the left side and bunkers protecting the right side. This birdie hole can give some chances at eagles.

HOLE	1	2	3	4	5	6	7	8	9	10	11	12	13	14	15	16	17	18	IN	TOTAL	
Marker's Notes																					

HOLE	1	2	3	4	5	6	7	8	9	10	11	12	13	14	15	16	17	18	IN	TOTAL	
Marker's Notes																					

2023 Official Scorecard



Sea Island Golf Club - Seaside Course

Player _____

Tee _____ Time _____

Date _____ Round _____

DO NOT WRITE
IN THIS SPACE



HOLE	1	2	3	4	5	6	7	8	9	10	11	12	13	14	15	16	17	18	IN	TOTAL	
Yards	417	415	204	429	409	179	582	368	452	418	425	223	408	442	565	407	192	470	3550	7005	
Par	4	4	3	4	4	3	5	4	4	4	4	3	4	4	5	4	3	4	35	70	
Score																					

HOLE	1	2	3	4	5	6	7	8	9	10	11	12	13	14	15	16	17	18	IN	TOTAL	
Yards	417	415	204	429	409	179	582	368	452	418	425	223	408	442	565	407	192	470	3550	7005	
Par	4	4	3	4	4	3	5	4	4	4	4	3	4	4	5	4	3	4	35	70	
Score																					

MARKER'S SIGNATURE _____

PLAYER'S SIGNATURE _____

COURSE MAP
SEA ISLAND GOLF CLUB | THE SEASIDE COURSE



HOSPITALITY

- Heroes Outpost at #9
- RSM Chalet (RSM Guest Only)
- M3COM Skybox Club at #18
- Private Chalets at #18
- Seaside Terraces
- The Dawg House
- The Seaside Cabanas

FOOD & BEVERAGE

- Bar
- Chick-fil-A (Thursday-Saturday)
- Halcyon Restaurant Group
- Mr. Shucks Seafood
- Porch Food Truck
- DEL SUR Del Sur Artisan Eats
- Sandy Bottom Bagels

LEGEND

- Bike Parking
- Bus Drop
- First Aid
- Information
- Special Needs Shuttle
- Merchandise Tent
- Public Seating
- Autograph Zone
- Youth Zone
- Restrooms
- Mastercard Chair Program
- The Yard Golf Simulator

Hole	1	2	3	4	5	6	7	8	9	OUT
Par	4	4	3	4	4	3	5	4	4	35
Yards	417	415	204	429	409	179	582	368	452	3455

Hole	10	11	12	13	14	15	16	17	18	TOTAL
Par	4	4	3	4	4	5	4	3	4	35
Yards	418	425	223	408	442	565	407	192	470	3550
TOTAL										7005



HOLE DESCRIPTIONS -SEASIDE COURSE - FRONT NINE

Hole

Front Nine

- 1 The starting hole is a slight dog-leg left with bunkers protecting the right side of the fairway. After a good tee shot, the player is left with a slightly uphill second shot to a raised green protected on the left by a greenside bunker.
- 2 A difficult driving hole with marsh and bunker left and water on the right. The second shot to this green can be made very difficult depending on the selected hole location as a bunker and water protects the right side and a peninsula green provides a difficult back pin placement.
- 3 A challenging par three with a bunker guarding the front of the green. Missing the green to the left will provide a difficult up and down for par.
- 4 The spectacular par four demands precision off the tee with marsh left and a lake to the right. The second shot to this green is made difficult as a bunker protects the left side of the green and chipping swales fall off on all other sides.
- 5 A difficult tee shot on this sharp dog-leg right can setup a short iron second shot for the longer hitters or a mid-to-long iron for those playing it safe. The green is protected by a greenside bunker on the right as well as marsh running along the right side and behind the green.
- 6 A downhill par three protected by a bunker in front and water behind the green. This hole is always made difficult by swirling winds and requires the right club selection.
- 7 The lone par five on the front side is flanked with water to the right and dunes to the left. A good tee shot, depending on the wind, can leave a player the opportunity to reach this green in two shots. A second shot lay-up is made difficult by the large fairway bunker left and dunes to the right. The green has substantial movement and is protected by marsh long and right.
- 8 A short par four that provides players with many options off the tee. A 3-wood or long iron off the tee will leave a short, slightly uphill iron in for a second shot. A false front protects front hole locations and a large right greenside bunker protects back right hole locations.
- 9 A long par four with a bunker protecting the left side of the fairway. After a good tee shot, players will be left with a mid-to-long second shot to a green protected by a large greenside bunker to the left.

HOLE DESCRIPTIONS -SEASIDE COURSE - BACK NINE

Hole # Seaside Course – Back Nine

- 10** Not an extremely long par four, but one that requires two solid golf shots. With water left and a large bunker to the right, a solid tee shot is a must to be in a position to attack this raised green protected by a large bunker both front and right.
- 11** A difficult tee shot as bunkers flank both the right and left sides. Longer hitters can carry the bunker leaving a short iron in for the second shot. The green tilts from back to front and is protected by bunkers right and left as well as marsh long.
- 12** A long par three that is at the mercy of the wind. Playing to the center of the green, regardless of the selected hole location, will be the aim of all players. A large bunker protects the right side of the green making it attractive as players must negotiate the marsh short and left.
- 13** This signature hole plays once again at the mercy of the wind. Players have to negotiate the marsh running the entire left side of the hole while paying attention to three large fairway bunkers protecting the right side. An uphill shot to a green protected by a large front bunker makes birdie on this hole a bonus.
- 14** This long par four is set up by the drive. Players must play far enough left to avoid the large oak trees that can inhibit the second shot on this hole, while avoiding the marsh to the left. Set upon the Atlantic, wind is always a factor here and while there are no bunkers guarding the green, marsh runs the entire left side making the swales right of the green a common place to play third shots.
- 15** Long hitters can carry the fairway bunker stretching across the left side to have a shot at reaching this par five. For those unable to carry the bunker, they must play right on the tee shot and lay up for a short third shot. The raised green is very well protected with bunkers left and right and back hole locations can provide a very difficult two putt.
- 16** This signature hole requires thinking on the tee. With a tidal creek running the entire left side of the driving area, players will hit their tee shots out to the right, but the farther right you play, the longer the second shot to the well protected green. A bunker protects the green on the front, right side while a false front runs the entire left side.
- 17** Once again, the wind plays a large part in this hole requiring correct club choice. Two large bunkers protect this large green that provides multiple hole locations.
- 18** A great finishing hole that requires both length and accuracy off the tee. At 470 yards, players have to negotiate fairway bunkers both right and left to have a second shot into the green protected by bunkers both left and front right. A great finishing hole that can provide great shots for a dramatic finish.

CHARITIES

In 2013, The RSM Classic had an economic impact of \$10.6 million on Georgia's Golden Isles according to an analysis by the Bureau of Business Research and Economic Development at Georgia Southern University. By all indications, this number has continued to grow. It's clear that the real winners are the individuals served by Special Olympics, the Boys & Girls Club of Southeast Georgia and many other local, regional and national charities who focus on children and families. The RSM Classic is proud to continue the tradition of giving back to the community – which is such an integral component of the PGA TOUR – and to support such worthy organizations. In its first thirteen years, The RSM Classic has raised more than \$35 million for charity.

BIRDIES FORE LOVE

The RSM Power of Love program is a giving platform tied to The RSM Classic, focused on supporting organizations that help build the middle market leaders of tomorrow. The program has two primary components:

RSM employee giving challenge

Each year, RSM owners and employees volunteer in their communities and raise funds for local charities aligned with the missions of the RSM US Foundation and the Davis Love Foundation. In 2022, the program raised more than \$6.7 million for more than 85 charities in the communities where RSM employees live and work.

The strong engagement of RSM employees and owners, coupled with matching contributions from the RSM US Foundation and proceeds from the tournament, has brought the program total to over \$30 million donated over the 13 years of the tournament.

PGA TOUR on-course competition

In collaboration with the PGA TOUR, RSM will continue to support charitable organizations through an on-course competition over the seven events in the 2023 FedExCup fall.

In addition to weekly winners, the top player who accumulates the most birdies (or better) throughout those events will earn \$300,000 for children- or family-focused charitable organizations of the player's choice.

Last year, Taylor Montgomery (155 birdies or better) won the overall program, followed by Patrick Rodgers (154) and Will Gordon (151). Montgomery chose to spread the love and donate his winnings to Shriners Hospitals for Children, Tunnels to Towers, Our Military Kids, UNLV Foundation golf program, and Diamante First Tee Foundation. Rodgers supported Mia's Miracles and the Indianapolis Junior Golf Foundation. And Gordon supported Turner's Heroes and Access to Success.



CHARITIES - CONTINUED

FRIENDS OF THE FOUNDATION

The Friends of Davis Love Foundation helps raise money for charities participating in the program. Each charity sells raffle tickets. Raffle participants have a chance to win a car from Nalley Buick GMC Brunswick. Charities receive 100% of the money collected through the raffle along with a \$50,000 bonus pool.

WIFFLE® BALL CLASSIC

This event is hosted by the Davis Love Foundation and the PGA TOUR Wives Association. PGA TOUR pros compete against their wives on the baseball diamond. Local students participate on each team. Proceeds benefit the Boys and Girls Club playground project.

SPECIAL OLYMPICS ([specialolympics.org](https://www.specialolympics.org))

SPECIAL OLYMPICS ([specialolympics.org](https://www.specialolympics.org)) Founded in 1968, Special Olympics is a global movement to end discrimination against people with intellectual disabilities. We foster acceptance of all people through the power of sport and programming in education, health, and leadership. With more than six million athletes and Unified Sports partners in over 201 countries and territories and more than one million coaches and volunteers, Special Olympics delivers more than 30 Olympic-type sports and over 100,000 games and competitions in a typical year. Engage with us on: Twitter, Facebook, YouTube, Instagram, LinkedIn and our blog on Medium. Learn more at www.SpecialOlympics.org.



BOYS & GIRLS CLUB OF SOUTHEAST GEORGIA ([bgcsega.com](https://www.bgcsega.com))

The Boys and Girls Club of Southeast Georgia provides guidance and support for over 6,500 youth annually in Glynn County and McIntosh County. The mission of the Club is to enable young people to reach their full potential as productive, caring, responsible citizens. They assist young people in leadership skills development, academic achievement and career exploration, physical fitness and community involvement. Learn more at [bgcsega.com](https://www.bgcsega.com).

ABOUT



RSM CLASSIC (rsmclassic.com)

An official PGA TOUR event hosted by professional golfer Davis Love III. The 2023 tournament is Nov. 13 – 19 at Sea Island Golf Club on St. Simons Island in Georgia's Golden Isles. There is a 156-player field and it will be contested on both the Seaside and Plantation Courses. It is the largest fundraising event of the Davis Love Foundation which manages and operates the tournament. Through this event, the Foundation has donated more than \$35 million to charities that support children and families in need. For more information about The RSM Classic and the Davis Love Foundation, visit rsmclassic.com.



DAVIS LOVE FOUNDATION

Established in 2005 by professional golfer Davis Love III and his wife, Robin, the Davis Love Foundation contributes to both national and community-based programs that focus on children and their families. The private Foundation is headquartered on St. Simons Island, GA. The RSM Classic is its largest fundraising event. Since its inception in 2010, the tournament has raised more than \$35 million for Special Olympics, the Boys & Girls Club of Southeast Georgia and many other children and family charities.



RSM US LLP (rsmus.com)

RSM is the leading digital firm serving global middle market businesses with a full suite of assurance, tax and consulting services. Like a caddie behind a successful golfer, RSM builds trusting, value-added relationships with clients. This enables us to inspire confidence in a world of change.

RSM US LLP is the U.S. member of RSM International, a global network of independent audit, tax and consulting firms with 57,000 people across more than 120 countries. For more information, visit rsmus.com, or connect through Facebook, Twitter and/LinkedIn.



SEA ISLAND (seaisland.com)

An exceptional destination appealing to those who appreciate gracious service and heartfelt hospitality since 1928. The only resort in the world to have received four Forbes Five-Star awards for 15 consecutive years. A private, coastal Georgia resort island surrounded by five miles of private, pristine beach on the Atlantic Ocean. Welcome to Sea Island.

Perhaps most widely known for one of the resort's signature experiences and one of our favorite traditions—our state-of-the-art 17,000 square foot Sea Island Golf Performance Center and three 18-hole championship golf courses—our setting entices families, outdoor and activity enthusiasts, conferences and executive retreats, and those simply wanting to refresh and recharge with endless opportunities to play, explore, and relax. Tennis Center, Forbes Five-Star Spa, Beach Club, Shooting School, turtle explorations, birding, horseback riding, boating, shelling, sailing, fishing, and kayaking, coastal habitat discovery, Camp Cloister for kids, not to mention holiday celebrations and a multitude of traditions. These are just part of what draws guests back to Sea Island year after year, generation after generation.



GOLDEN ISLES (goldenisles.com)

Nestled on the southern Georgia coast lie four beautiful barrier islands: Sea Island, St. Simons Island, Little St. Simons Island and Jekyll Island, known together as the Golden Isles. Pristine beaches and stretches of rivers and marshland define the breathtaking landscape. A place where century-old oak trees line the roadways and fairways, the Golden Isles is a nature lover's paradise.

APPENDIX - INDIVIDUAL PLAYER PERFORMANCE



INDIVIDUAL PLAYER PERFORMANCE

Aberg (A), Ludvig

Year	R1	R2	R3	R4	Score	Finish	Money
2021	72	70			142	99 Cut	\$0
Earnings Total							\$0

Adamonis, Brad

Year	R1	R2	R3	R4	Score	Finish	Money
2016	71	70			141	99 Cut	\$0
Earnings Total							\$0

Adams, Blake

Year	R1	R2	R3	R4	Score	Finish	Money
2012	68	68	69	66	271	15 T	\$64,000
2011	69	69	69	68	275	32 T	\$19,467
2013	73	68	73	67	281	55 T	\$12,320
2010	68	71	72	68	279	64 T	\$8,440
Earnings Total							\$104,227

Aiken, Thomas

Year	R1	R2	R3	R4	Score	Finish	Money
2015	66	73	67	72	278	58 T	\$12,540
Earnings Total							\$12,540

Albertson, Anders

Year	R1	R2	R3	R4	Score	Finish	Money
2018	70	66	66	67	269	15 T	\$92,960
2016	68	68	74		210	74 T	\$11,280
Earnings Total							\$104,240

Aldridge, Tyler

Year	R1	R2	R3	R4	Score	Finish	Money
2015	70	67	67	71	275	33 T	\$27,049
2016	66	67	69	73	275	45 T	\$16,253
Earnings Total							\$43,302

Alexander, Tyson

Year	R1	R2	R3	R4	Score	Finish	Money
2022	68	69	70	70	277	62 T	\$17,820
Earnings Total							\$17,820

Alker, Steven

Year	R1	R2	R3	R4	Score	Finish	Money
2014	69	67	71	67	274	32 T	\$29,058
2016	64	71	71	70	276	54 T	\$13,800
Earnings Total							\$42,858

Allenby, Robert

Year	R1	R2	R3	R4	Score	Finish	Money
2010	68	68	66	66	268	3 T	\$208,000
2011	70	68	68	69	275	32 T	\$19,467
2014	69	71	68	67	275	41 T	\$19,600
2012	69	70	71		210	79 T	\$7,120
2013	67	75			142	99 Cut	\$0
2015	73	69			142	99 Cut	\$0
Earnings Total							\$254,187

Ames, Stephen

Year	R1	R2	R3	R4	Score	Finish	Money
2011	66	70	70	69	275	32 T	\$19,467
2012	69	76			145	99 Cut	\$0
2013	67	79			146	99 Cut	\$0
Earnings Total							\$19,467

An, Byeong Hun

Year	R1	R2	R3	R4	Score	Finish	Money
2022	71	71			142	99 Cut	\$0
Earnings Total							\$0

Ancer, Abraham

Year	R1	R2	R3	R4	Score	Finish	Money
2017	0				0	99 wd	\$0
2015	71	72			143	99 Cut	\$0
Earnings Total							\$0

Anderson, Mark

Year	R1	R2	R3	R4	Score	Finish	Money
2019	66	68	70	71	275	43 T	\$22,148
2012	69	70	69	68	276	51 T	\$9,413
2014	70	70	67	70	277	54 T	\$12,544
2016	68	70			138	99 Cut	\$0
2020	73	70			143	99 Cut	\$0
2015	68	74			142	99 Cut	\$0
Earnings Total							\$44,105

Aphibarnrat, Kiradech

Year	R1	R2	R3	R4	Score	Finish	Money
2021	66	72	74	73	285	70 T	\$14,688
Earnings Total							\$14,688

INDIVIDUAL PLAYER PERFORMANCE

Appleby, Stuart

Year	R1	R2	R3	R4	Score	Finish	Money
2014	71	67	66	69	273	22 T	\$46,760
2012	69	68	67	69	273	27 T	\$22,550
2013	68	70	71	69	278	36 T	\$26,469
2018	69	70	65	69	273	46 T	\$16,864
2015	69	70	67	71	277	52 T	\$13,224
2017	76	70			146	99 Cut	\$0
2016	67	72			139	99 Cut	\$0

Earnings Total \$125,867

Armour, Ryan

Year	R1	R2	R3	R4	Score	Finish	Money
2018	72	66	67	64	269	15 T	\$92,960
2019	70	65	68	69	272	23 T	\$57,420
2016	68	69	66	71	274	36 T	\$25,833
2017	69	70	71	65	275	37 T	\$26,040
2022	70	67	73	65	275	46 T	\$21,749
2014	67	72	73	0	212	81 T	\$9,800
2021	67	75			142	99 Cut	\$0
2020	71	75			146	99 Cut	\$0

Earnings Total \$233,802

Atkins, Matt

Year	R1	R2	R3	R4	Score	Finish	Money
2015	70	69	67	73	279	63 T	\$11,970
2017	71	69			140	99 Cut	\$0
2019	72	75			147	99 Cut	\$0

Earnings Total \$11,970

Atwal, Arjun

Year	R1	R2	R3	R4	Score	Finish	Money
2010	70	65	67	66	268	3 T	\$208,000
2012	67	63	69	71	270	10 T	\$92,000
2011	71	72			143	99 Cut	\$0
2019	71	71			142	99 Cut	\$0

Earnings Total \$300,000

Austin, Woody

Year	R1	R2	R3	R4	Score	Finish	Money
2010	70	69	67	67	273	25 T	\$29,250
2013	68	73	68	70	279	40 T	\$19,800

Earnings Total \$49,050

Axley, Eric

Year	R1	R2	R3	R4	Score	Finish	Money
2014	67	70	68	68	273	22 T	\$46,760
2013	71	70	68	71	280	48 T	\$13,671
2015	69	71	72		212	83 T	\$9,861
2016	70	68			138	99 Cut	\$0
2018	69	78			147	99 Cut	\$0

Earnings Total \$70,292

Baddeley, Aaron

Year	R1	R2	R3	R4	Score	Finish	Money
2022	69	68	68	68	273	39 T	\$32,805
2013	68	71	70	70	279	40 T	\$19,800
2014	67	73	66	70	276	48 T	\$14,075
2020	68	69	69	72	278	57 T	\$15,180
2018	67	72	65	71	275	59 T	\$13,888
2010	70	69	70	70	279	64 T	\$8,440
2017	71	72			143	99 Cut	\$0
2015	69	72			141	99 Cut	\$0
2019	73	67			140	99 Cut	\$0

Earnings Total \$104,188

Bae, Sangmoon

Year	R1	R2	R3	R4	Score	Finish	Money
2018	69	70	68	68	275	59 T	\$13,888
2019	72	77			149	99 Cut	\$0

Earnings Total \$13,888

Baird, Briny

Year	R1	R2	R3	R4	Score	Finish	Money
2013	63	70	67	67	267	2 T	\$484,000
2010	72	72			144	99 Cut	\$0

Earnings Total \$484,000

Baker, Chris

Year	R1	R2	R3	R4	Score	Finish	Money
2020	72	70			142	99 Cut	\$0
2019	72	71			143	99 Cut	\$0

Earnings Total \$0

Baldwin, Chase

Year	R1	R2	R3	R4	Score	Finish	Money
2010	80	72			152	99 Cut	\$0

Earnings Total \$0

INDIVIDUAL PLAYER PERFORMANCE

Barber (A), Garrett

Year	R1	R2	R3	R4	Score	Finish	Money
2018	71	65	71	73	280	76 T	\$0
Earnings Total							\$0

Barber, Blayne

Year	R1	R2	R3	R4	Score	Finish	Money
2016	63	68	68	66	265	2 T	\$396,000
2017	67	67	69	70	273	25 T	\$49,445
2015	70	70	70		210	75 T	\$10,488
2014	71	70			141	99 Cut	\$0
Earnings Total							\$455,933

Barcelo, Rich

Year	R1	R2	R3	R4	Score	Finish	Money
2010	65	67	73	68	273	25 T	\$29,250
Earnings Total							\$29,250

Barjon, Paul

Year	R1	R2	R3	R4	Score	Finish	Money
2021	69	72			141	99 Cut	\$0
Earnings Total							\$0

Barnes, Erik

Year	R1	R2	R3	R4	Score	Finish	Money
2022	70	67	65	66	268	10 T	\$188,325
Earnings Total							\$188,325

Barnes, Ricky

Year	R1	R2	R3	R4	Score	Finish	Money
2019	68	63	67	73	271	20 T	\$80,850
2015	68	67	68	71	274	25 T	\$41,681
2017	69	73			142	99 Cut	\$0
2016	67	71			138	99 Cut	\$0
2018	73	72			145	99 Cut	\$0
2012	70	75			145	99 Cut	\$0
Earnings Total							\$122,531

Beckman, Cameron

Year	R1	R2	R3	R4	Score	Finish	Money
2012	66	73	68	80	287	71	\$7,920
2010	72	68			140	99 Cut	\$0
2011	74	0			74	99 wd	\$0
2015	71	79			150	99 Cut	\$0
Earnings Total							\$7,920

Beljan, Charlie

Year	R1	R2	R3	R4	Score	Finish	Money
2012	66	71	68	65	270	10 T	\$92,000
2013	70	76			146	99 Cut	\$0
Earnings Total							\$92,000

Berger, Daniel

Year	R1	R2	R3	R4	Score	Finish	Money
2014	68	69	69	67	273	22 T	\$46,760
Earnings Total							\$46,760

Bertsch, Shane

Year	R1	R2	R3	R4	Score	Finish	Money
2011	67	72	69	69	277	48 T	\$10,053
2012	69	74			143	99 Cut	\$0
2015	75	73			148	99 Cut	\$0
Earnings Total							\$10,053

Bettencourt, Matt

Year	R1	R2	R3	R4	Score	Finish	Money
2011	69	73			142	99 Cut	\$0
2012	75	74			149	99 Cut	\$0
Earnings Total							\$0

Bhatia, Akshay

Year	R1	R2	R3	R4	Score	Finish	Money
2022	73	63	69	69	274	45	\$27,135
2019	71	71			142	99 Cut	\$0
Earnings Total							\$27,135

Biershenk, Tommy

Year	R1	R2	R3	R4	Score	Finish	Money
2012	72	69			141	99 Cut	\$0
Earnings Total							\$0

Bjornstad, Henrik

Year	R1	R2	R3	R4	Score	Finish	Money
2010	70	72			142	99 Cut	\$0
Earnings Total							\$0

INDIVIDUAL PLAYER PERFORMANCE

Blair, Zac

Year	R1	R2	R3	R4	Score	Finish	Money
2022	67	69	68	67	271	29 T	\$51,908
2014	71	68	68	67	274	32 T	\$29,058
2015	66	71	70	68	275	33 T	\$27,049
2016	68	69	71	69	277	57 T	\$13,200
2017	72	71			143	99 Cut	\$0
2019	72	73			145	99 Cut	\$0
Earnings Total							\$121,214

Blanks, Kris

Year	R1	R2	R3	R4	Score	Finish	Money
2011	67	68	66	70	271	11 T	\$88,000
2013	74	0			74	99 wd	\$0
2010	70	70			140	99 Cut	\$0
Earnings Total							\$88,000

Blaum, Ryan

Year	R1	R2	R3	R4	Score	Finish	Money
2018	69	65	65	66	265	4 T	\$281,600
2016	67	70	72		209	71 T	\$11,760
2017	70	72			142	99 Cut	\$0
Earnings Total							\$293,360

Blixt, Jonas

Year	R1	R2	R3	R4	Score	Finish	Money
2012	72	67	72		211	84 T	\$6,840
2016	71	70			141	99 Cut	\$0
2021	77	73			150	99 Cut	\$0
2018	72	69			141	99 Cut	\$0
2015	72	72			144	99 Cut	\$0
Earnings Total							\$6,840

Bohn, Jason

Year	R1	R2	R3	R4	Score	Finish	Money
2011	69	69	68	70	276	44 T	\$12,800
2014	71	67	67	72	277	54 T	\$12,544
2016	69	66	73	69	277	57 T	\$13,200
2012	69	67	73		209	72 T	\$7,600
2013	68	77			145	99 Cut	\$0
2010	72	71			143	99 Cut	\$0
2017	69	74			143	99 Cut	\$0
Earnings Total							\$46,144

Bolli, Justin

Year	R1	R2	R3	R4	Score	Finish	Money
2010	71	73			144	99 Cut	\$0
Earnings Total							\$0

Bowditch, Steven

Year	R1	R2	R3	R4	Score	Finish	Money
2013	68	73	68	73	282	62	\$11,880
2012	68	66	75		209	72 T	\$7,600
2011	75	74			149	99 Cut	\$0
2016	77	87			164	99 Cut	\$0
Earnings Total							\$19,480

Bozzelli, Dominic

Year	R1	R2	R3	R4	Score	Finish	Money
2018	71	66	65	66	268	11 T	\$140,800
2016	73	72			145	99 Cut	\$0
2019	72	71			143	99 Cut	\$0
Earnings Total							\$140,800

Bradley, Keegan

Year	R1	R2	R3	R4	Score	Finish	Money
2020	67	68	67	67	269	15 T	\$113,850
2021	67	81			148	99 Cut	\$0
Earnings Total							\$113,850

Bradley, Michael

Year	R1	R2	R3	R4	Score	Finish	Money
2011	68	69	67	69	273	20 T	\$43,333
2010	70	69	68	71	278	62 T	\$8,600
2012	74	74			148	99 Cut	\$0
Earnings Total							\$51,933

Bramlett, Joseph

Year	R1	R2	R3	R4	Score	Finish	Money
2022	68	69	72	69	278	64 T	\$17,496
2011	71	75			146	99 Cut	\$0
2021	71	75			146	99 Cut	\$0
2020	71	73			144	99 Cut	\$0
2019	70	80			150	99 Cut	\$0
Earnings Total							\$17,496

INDIVIDUAL PLAYER PERFORMANCE

Brehm, Ryan

Year	R1	R2	R3	R4	Score	Finish	Money
2019	68	69	67	72	276	50 T	\$17,006
2020	72	66	69	76	283	63 T	\$14,388
2016	70	70			140	99 Cut	\$0
2022	72	72			144	99 Cut	\$0
Earnings Total							\$31,394

Bridgeman, Jacob

Year	R1	R2	R3	R4	Score	Finish	Money
2022	69	67	73	67	276	54 T	\$18,630
Earnings Total							\$18,630

Brigman, D.J.

Year	R1	R2	R3	R4	Score	Finish	Money
2011	74	73			147	99 Cut	\$0
Earnings Total							\$0

Broadaway, Josh

Year	R1	R2	R3	R4	Score	Finish	Money
2013	72	68	75	65	280	48 T	\$13,671
2016	74	74			148	99 Cut	\$0
Earnings Total							\$13,671

Brown, Scott

Year	R1	R2	R3	R4	Score	Finish	Money
2013	66	68	68	66	268	4 T	\$227,333
2019	65	67	68	70	270	14 T	\$110,550
2015	67	72	65	69	273	18 T	\$69,377
2012	67	70	70	65	272	20 T	\$41,714
2018	69	70	66	66	271	32 T	\$36,224
2017	69	74			143	99 Cut	\$0
2020	69	76			145	99 Cut	\$0
2022	76	71			147	99 Cut	\$0
2014	71	75			146	99 Cut	\$0
Earnings Total							\$485,199

Bryan, Wesley

Year	R1	R2	R3	R4	Score	Finish	Money
2016	67	72			139	99 Cut	\$0
2018	78				78	99 wd	\$0
Earnings Total							\$0

Bryant, Bart

Year	R1	R2	R3	R4	Score	Finish	Money
2012	69	74			143	99 Cut	\$0
Earnings Total							\$0

Buckley, Hayden

Year	R1	R2	R3	R4	Score	Finish	Money
2022	69	66	69	69	273	39 T	\$32,805
2021	67	72			139	99 Cut	\$0
Earnings Total							\$32,805

Burgoon, Bronson

Year	R1	R2	R3	R4	Score	Finish	Money
2020	68	63	67	71	269	15 T	\$113,850
2017	69	68	70	75	282	70 T	\$12,400
2021	67	72			139	99 Cut	\$0
2018	73	71			144	99 Cut	\$0
2015	69	72			141	99 Cut	\$0
2019	70	70			140	99 Cut	\$0
Earnings Total							\$126,250

Burmester, Dean

Year	R1	R2	R3	R4	Score	Finish	Money
2022	66	68	71	71	276	54 T	\$18,630
Earnings Total							\$18,630

Burns, Sam

Year	R1	R2	R3	R4	Score	Finish	Money
2018	72	67	67	66	272	37 T	\$26,240
Earnings Total							\$26,240

INDIVIDUAL PLAYER PERFORMANCE

Byrd, Jonathan

Year	R1	R2	R3	R4	Score	Finish	Money
2016	62	70	70	69	271	21 T	\$60,000
2018	72	67	66	65	270	23 T	\$51,413
2011	69	70	66	70	275	32 T	\$19,467
2021	64	72	70	69	275	37 T	\$34,200
2015	67	71	68	70	276	44 T	\$16,473
2013	66	69	72	74	281	55 T	\$12,320
2010	68	68	75	69	280	66 T	\$8,120
2017	70	73			143	99 Cut	\$0
2014	70	72			142	99 Cut	\$0
2022	72	73			145	99 Cut	\$0
2020	72	71			143	99 Cut	\$0
2019	72	69			141	99 Cut	\$0

Earnings Total \$201,993

Cabrera Bello, Rafa

Year	R1	R2	R3	R4	Score	Finish	Money
2020	71	68	70	68	277	54 T	\$15,510

Earnings Total \$15,510

Cabrera, Angel

Year	R1	R2	R3	R4	Score	Finish	Money
2011	65	70	68	67	270	6 T	\$125,200
2012	68	71	70		209	72 T	\$7,600

Earnings Total \$132,800

Calcavecchia, Mark

Year	R1	R2	R3	R4	Score	Finish	Money
2013	72	71			143	99 Cut	\$0

Earnings Total \$0

Campbell, Brian

Year	R1	R2	R3	R4	Score	Finish	Money
2016	77	70			147	99 Cut	\$0

Earnings Total \$0

Campbell, Chad

Year	R1	R2	R3	R4	Score	Finish	Money
2012	66	67	69	67	269	7 T	\$124,667
2015	66	71	68	67	272	9 T	\$123,500
2016	66	65	70	69	270	13 T	\$99,750
2010	70	68	67	69	274	33 T	\$18,567
2013	70	70	71	67	278	36 T	\$26,469
2014	68	68	71	68	275	41 T	\$19,600
2011	71	71			142	99 Cut	\$0
2018	72	77			149	99 Cut	\$0
2017	70	70			140	99 Cut	\$0
2019	70	70			140	99 Cut	\$0

Earnings Total \$412,552

Campos, Rafael

Year	R1	R2	R3	R4	Score	Finish	Money
2019	72	70			142	99 Cut	\$0

Earnings Total \$0

Cappelen, Sebastian

Year	R1	R2	R3	R4	Score	Finish	Money
2020	68	71	71	68	278	57 T	\$15,180
2019	75	77			152	99 Cut	\$0

Earnings Total \$15,180

Carballo, Miguel Angel

Year	R1	R2	R3	R4	Score	Finish	Money
2012	74	74			148	99 Cut	\$0
2016	74	71			145	99 Cut	\$0
2015	72	72			144	99 Cut	\$0

Earnings Total \$0

Casey, Paul

Year	R1	R2	R3	R4	Score	Finish	Money
2011	69	70			139	99 wd	\$0

Earnings Total \$0

INDIVIDUAL PLAYER PERFORMANCE

Castro, Roberto

Year	R1	R2	R3	R4	Score	Finish	Money
2012	69	66	68	70	273	27 T	\$22,550
2015	68	70	71	68	277	52 T	\$13,224
2018	71	67	68	69	275	59 T	\$13,888
2014	68	72	68	72	280	69 T	\$11,256
2016	70	67	75		212	80	\$10,800
2019	68	73			141	99 Cut	\$0
Earnings Total							\$71,718

Cauley, Bud

Year	R1	R2	R3	R4	Score	Finish	Money
2017	72	63	68	66	269	8 T	\$167,400
2011	68	68	70	66	272	15 T	\$64,000
2012	62	70	68	72	272	20 T	\$41,714
2013	69	75			144	99 Cut	\$0
2016	68	72			140	99 Cut	\$0
2018	73	73			146	99 Cut	\$0
2015	70	73			143	99 Cut	\$0
Earnings Total							\$273,114

Cejka, Alex

Year	R1	R2	R3	R4	Score	Finish	Money
2015	67	67	67	70	271	6 T	\$190,950
2019	67	67	69	71	274	35 T	\$32,258
2012	70	67	75		212	86 T	\$6,680
2010	73	68			141	99 Cut	\$0
2014	74	67			141	99 Cut	\$0
2018	74	68			142	99 Cut	\$0
Earnings Total							\$229,888

Chalmers, Greg

Year	R1	R2	R3	R4	Score	Finish	Money
2013	68	68	72	64	272	10 T	\$121,917
2017	68	76			144	99 Cut	\$0
2015	70	75			145	99 Cut	\$0
Earnings Total							\$121,917

Champ, Cameron

Year	R1	R2	R3	R4	Score	Finish	Money
2018	68	63	66	69	266	6	\$230,400
2017	70	74			144	99 Cut	\$0
2022	74	71			145	99 Cut	\$0
Earnings Total							\$230,400

Chappell, Kevin

Year	R1	R2	R3	R4	Score	Finish	Money
2015	66	65	68	67	266	2	\$615,600
2014	67	67	70	65	269	8 T	\$156,800
2013	65	68	74	70	277	32 T	\$31,831
2012	71	66	68	69	274	43 T	\$12,827
2020	71	67	71	76	285	65	\$14,190
2022	71	75			146	99 Cut	\$0
2016	64	74			138	99 Cut	\$0
2019	73	71			144	99 Cut	\$0
Earnings Total							\$831,248

Chin, John

Year	R1	R2	R3	R4	Score	Finish	Money
2018	72	72			144	99 Cut	\$0
Earnings Total							\$0

Choi, K.J.

Year	R1	R2	R3	R4	Score	Finish	Money
2017	69	68	69	69	275	37 T	\$26,040
2015	68	71	69	69	277	52 T	\$13,224
2020	71	71			142	99 Cut	\$0
2016	70	68			138	99 Cut	\$0
2019	69	76			145	99 Cut	\$0
Earnings Total							\$39,264

Choi, Phillip

Year	R1	R2	R3	R4	Score	Finish	Money
2011	71	69			140	99 Cut	\$0
Earnings Total							\$0

Chopra, Daniel

Year	R1	R2	R3	R4	Score	Finish	Money
2012	68	69	66	68	271	15 T	\$64,000
2010	68	68	69	68	273	25 T	\$29,250
Earnings Total							\$93,250

INDIVIDUAL PLAYER PERFORMANCE

Christian, Gary

Year	R1	R2	R3	R4	Score	Finish	Money
2012	67	69	73		209	72 T	\$7,600
Earnings Total							\$7,600

Chung, Henry

Year	R1	R2	R3	R4	Score	Finish	Money
2019	71	75			146	99 Cut	\$0
Earnings Total							\$0

Cink, Stewart

Year	R1	R2	R3	R4	Score	Finish	Money
2016	62	71	67	69	269	10 T	\$150,000
2017	69	69	68	67	273	25 T	\$49,445
2014	69	69	63	73	274	32 T	\$29,058
2019	69	67	68	71	275	43 T	\$22,148
2015	67	70	68	74	279	63 T	\$11,970
2012	69	70	67	73	279	64 T	\$8,360
2013	70	75			145	99 Cut	\$0
2022	70	69			139	99 Cut	\$0
2011	71	74			145	99 Cut	\$0
2021	68	77			145	99 Cut	\$0
2018	74	69			143	99 Cut	\$0
2020	74	70			144	99 Cut	\$0
Earnings Total							\$270,980

Clark, Tim

Year	R1	R2	R3	R4	Score	Finish	Money
2013	67	67	71	62	267	2 T	\$484,000
2015	69	75			144	99 Cut	\$0
Earnings Total							\$484,000

Clark, Wyndham

Year	R1	R2	R3	R4	Score	Finish	Money
2022	71	65	66	66	268	10 T	\$188,325
2020	70	66	70	65	271	23 T	\$55,959
2021	66	72	70	66	274	29 T	\$44,190
2018	72	66	71	67	276	65 T	\$13,184
Earnings Total							\$301,658

Clarke, Darren

Year	R1	R2	R3	R4	Score	Finish	Money
2013	69	70	71	74	284	65 T	\$11,385
Earnings Total							\$11,385

Claxton, Will

Year	R1	R2	R3	R4	Score	Finish	Money
2012	70	66	65	72	273	27 T	\$22,550
2013	65	71	71	72	279	40 T	\$19,800
Earnings Total							\$42,350

Coceres, Jose

Year	R1	R2	R3	R4	Score	Finish	Money
2013	69	73			142	99 Cut	\$0
Earnings Total							\$0

Cole, Eric

Year	R1	R2	R3	R4	Score	Finish	Money
2022	69	68	70	66	273	39 T	\$32,805
Earnings Total							\$32,805

Coles, Gavin

Year	R1	R2	R3	R4	Score	Finish	Money
2012	67	65	70	74	276	51 T	\$9,413
2015	71	74			145	99 Cut	\$0
Earnings Total							\$9,413

Collins, Chad

Year	R1	R2	R3	R4	Score	Finish	Money
2010	73	66	65	70	274	33 T	\$18,567
2014	74	70			144	99 Cut	\$0
2016	74	68			142	99 Cut	\$0
2013	72	74			146	99 Cut	\$0
2018	74	75			149	99 Cut	\$0
2015	71	70			141	99 Cut	\$0
Earnings Total							\$18,567

Compton, Erik

Year	R1	R2	R3	R4	Score	Finish	Money
2014	65	70	70	71	276	48 T	\$14,075
2013	68	73	76	66	283	63 T	\$11,715
2012	69	69	73		211	84 T	\$6,840
2015	73	73			146	99 Cut	\$0
Earnings Total							\$32,630

Cone, Trevor

Year	R1	R2	R3	R4	Score	Finish	Money
2022	69	68	68	71	276	54 T	\$18,630
Earnings Total							\$18,630

INDIVIDUAL PLAYER PERFORMANCE

Connell, Michael

Year	R1	R2	R3	R4	Score	Finish	Money
2010	69	66	71	66	272	15 T	\$54,480
2011	69	71			140	99 Cut	\$0
Earnings Total							\$54,480

Connelly, Austin

Year	R1	R2	R3	R4	Score	Finish	Money
2015	71	75			146	99 Cut	\$0
Earnings Total							\$0

Conners, Corey

Year	R1	R2	R3	R4	Score	Finish	Money
2020	67	70	66	64	267	10 T	\$173,250
2021	62	71	72	67	272	22 T	\$72,360
2018	69	67	70	64	270	23 T	\$51,413
2017	69	69	68	69	275	37 T	\$26,040
Earnings Total							\$323,063

Cook, Austin

Year	R1	R2	R3	R4	Score	Finish	Money
2017	66	62	66	67	261	1	\$1,116,000
2018	66	73	65	64	268	11 T	\$140,800
2019	71	66	68	73	278	61 T	\$14,652
2022	71	73			144	99 Cut	\$0
2021	73	73			146	99 Cut	\$0
2020	68	74			142	99 Cut	\$0
Earnings Total							\$1,271,452

Cordes, Anthony

Year	R1	R2	R3	R4	Score	Finish	Money
2020	78	76			154	99 Cut	\$0
Earnings Total							\$0

Couch, Chris

Year	R1	R2	R3	R4	Score	Finish	Money
2011	69	69	71	69	278	54 T	\$9,080
Earnings Total							\$9,080

Covello, Vince

Year	R1	R2	R3	R4	Score	Finish	Money
2019	71	68			139	99 Cut	\$0
Earnings Total							\$0

Crane, Ben

Year	R1	R2	R3	R4	Score	Finish	Money
2011	65	70	67	63	265	1	\$720,000
2012	68	71	62	72	273	27 T	\$22,550
2018	71	67	68	67	273	46 T	\$16,864
2019	68	70	66	74	278	61 T	\$14,652
2016	66	70	71	71	278	64	\$12,720
2021	74	69			143	99 Cut	\$0
2017	73	71			144	99 Cut	\$0
2013	70	74			144	99 Cut	\$0
2015	71	72			143	99 Cut	\$0
Earnings Total							\$786,786

Creel, Joshua

Year	R1	R2	R3	R4	Score	Finish	Money
2021	68	70	68	70	276	40 T	\$27,000
Earnings Total							\$27,000

Crick, Brandon

Year	R1	R2	R3	R4	Score	Finish	Money
2020	74	67			141	99 Cut	\$0
Earnings Total							\$0

Curran, Jon

Year	R1	R2	R3	R4	Score	Finish	Money
2015	67	70	66	66	269	4	\$273,600
2014	70	70	69	68	277	54 T	\$12,544
2016	69	68	67	75	279	65 T	\$12,540
2017	77	70			147	99 Cut	\$0
2018	74	71			145	99 Cut	\$0
Earnings Total							\$298,684

Curtis, Ben

Year	R1	R2	R3	R4	Score	Finish	Money
2010	69	69	68	66	272	15 T	\$54,480
2012	68	69	66	70	273	27 T	\$22,550
2013	68	69	72	68	277	32 T	\$31,831
2011	66	70	66	75	277	48 T	\$10,053
2014	73	71			144	99 Cut	\$0
Earnings Total							\$118,915

INDIVIDUAL PLAYER PERFORMANCE

Daffue, MJ

Year	R1	R2	R3	R4	Score	Finish	Money
2022	70	68	70	75	283	69	\$16,767
Earnings Total							\$16,767

Dahmen, Joel

Year	R1	R2	R3	R4	Score	Finish	Money
2022	67	64	72	64	267	5 T	\$277,830
2021	65	73	70	66	274	29 T	\$44,190
2018	70	67	68	67	272	37 T	\$26,240
2017	64	71	70	72	277	49 T	\$15,302
2020	74	61	71	70	276	50 T	\$16,401
2016	66	74			140	99 Cut	\$0
2019	71	68			139	99 Cut	\$0
Earnings Total							\$379,963

Daly, John

Year	R1	R2	R3	R4	Score	Finish	Money
2012	70	72			142	99 Cut	\$0
Earnings Total							\$0

Davis, Brian

Year	R1	R2	R3	R4	Score	Finish	Money
2014	71	68	72	0	211	73 T	\$10,472
2012	74	65	71		210	79 T	\$7,120
2011	68	69			137	99 wd	\$0
2013	71	71			142	99 Cut	\$0
2010	74	72			146	99 Cut	\$0
2015	70	71			141	99 Cut	\$0
Earnings Total							\$17,592

Davis, Cam

Year	R1	R2	R3	R4	Score	Finish	Money
2021	73	70			143	99 Cut	\$0
Earnings Total							\$0

Davis, Cameron

Year	R1	R2	R3	R4	Score	Finish	Money
2020	70	70			140	99 Cut	\$0
2019	76	72			148	99 Cut	\$0
Earnings Total							\$0

Dawson, Marco

Year	R1	R2	R3	R4	Score	Finish	Money
2012	62	75	70	73	280	68	\$8,160
Earnings Total							\$8,160

Day, Glen

Year	R1	R2	R3	R4	Score	Finish	Money
2015	69	72			141	99 Cut	\$0
Earnings Total							\$0

Day, Jason

Year	R1	R2	R3	R4	Score	Finish	Money
2020	69	67	67	65	268	12 T	\$140,250
2012	67	67	72	71	277	57 T	\$8,920
2022	74	67			141	99 Cut	\$0
2021	70	69			139	99 Cut	\$0
Earnings Total							\$149,170

de Jonge, Brendon

Year	R1	R2	R3	R4	Score	Finish	Money
2014	68	64	69	65	266	2 T	\$492,800
2012	66	69	68	65	268	4 T	\$165,333
2010	71	66	66	69	272	15 T	\$54,480
2013	67	71	70	65	273	16 T	\$85,250
2015	67	70	68	70	275	33 T	\$27,049
2017	67	67	73	71	278	54 T	\$14,012
2011	69	70	72	68	279	60 T	\$8,680
2018	71	69	69	72	281	78	\$11,904
2016	73	68			141	99 Cut	\$0
Earnings Total							\$859,508

DeChambeau, Bryson

Year	R1	R2	R3	R4	Score	Finish	Money
2016	66	75			141	99 Cut	\$0
Earnings Total							\$0

DeLaet, Graham

Year	R1	R2	R3	R4	Score	Finish	Money
2010	68	71	65	69	273	25 T	\$29,250
Earnings Total							\$29,250

Delahoussaye, Brent

Year	R1	R2	R3	R4	Score	Finish	Money
2010	72	69			141	99 Cut	\$0
Earnings Total							\$0

INDIVIDUAL PLAYER PERFORMANCE

DeMorat, Mickey

Year	R1	R2	R3	R4	Score	Finish	Money
2021	63	75	69	70	277	47 T	\$19,728
Earnings Total							\$19,728

Díaz, Roberto

Year	R1	R2	R3	R4	Score	Finish	Money
2017	70	67	70	72	279	61 T	\$13,268
Earnings Total							\$13,268

DiMarco, Chris

Year	R1	R2	R3	R4	Score	Finish	Money
2010	69	67	69	70	275	45 T	\$10,836
2012	72	67	75		214	88	\$6,560
2014	71	77			148	99 Cut	\$0
2013	71	71			142	99 Cut	\$0
2011	70	77			147	99 Cut	\$0
2015	76	71			147	99 Cut	\$0
Earnings Total							\$17,396

Donald, Luke

Year	R1	R2	R3	R4	Score	Finish	Money
2016	67	69	70	68	274	36 T	\$25,833
2019	70	68	69	68	275	43 T	\$22,148
2021	68	75			143	99 Cut	\$0
2020	72	68			140	99 Cut	\$0
Earnings Total							\$47,981

Dou, Zecheng

Year	R1	R2	R3	R4	Score	Finish	Money
2022	69	67	71	74	281	67 T	\$17,010
2017	72	69			141	99 Cut	\$0
Earnings Total							\$17,010

Drewitt, Brett

Year	R1	R2	R3	R4	Score	Finish	Money
2016	67	68	71	74	280	67 T	\$12,240
2021	72	74			146	99 Cut	\$0
2022	76	66			142	99 Cut	\$0
Earnings Total							\$12,240

Driscoll, James

Year	R1	R2	R3	R4	Score	Finish	Money
2012	67	69	71	66	273	27 T	\$22,550
2010	71	68	72	65	276	54 T	\$9,120
2013	72	74			146	99 Cut	\$0
2011	69	71			140	99 Cut	\$0
2018	72	74			146	99 Cut	\$0
Earnings Total							\$31,670

Dufner, Jason

Year	R1	R2	R3	R4	Score	Finish	Money
2015	67	70	66	69	272	9 T	\$123,500
2022	70	69			139	99 Cut	\$0
2018	73	71			144	99 Cut	\$0
2020	71	69			140	99 Cut	\$0
2019	72	69			141	99 Cut	\$0
Earnings Total							\$123,500

Duke, Ken

Year	R1	R2	R3	R4	Score	Finish	Money
2014	67	69	66	66	268	4 T	\$220,500
2010	69	70	64	69	272	15 T	\$54,480
2012	67	68	68	69	272	20 T	\$41,714
2017	68	69	70	72	279	61 T	\$13,268
2016	73	72			145	99 Cut	\$0
Earnings Total							\$329,962

Duncan, Tyler

Year	R1	R2	R3	R4	Score	Finish	Money
2019	67	61	70	65	263	1	\$1,188,000
2017	68	70	64	71	273	25 T	\$49,445
2018	69	71	73	66	279	74 T	\$12,224
2020	76	66			142	99 Cut	\$0
2021	70	72			142	99 Cut	\$0
2022	75	65			140	99 Cut	\$0
Earnings Total							\$1,249,669

Dunlap, Scott

Year	R1	R2	R3	R4	Score	Finish	Money
2012	73	68			141	99 Cut	\$0
Earnings Total							\$0

INDIVIDUAL PLAYER PERFORMANCE

Durant, Joe

Year	R1	R2	R3	R4	Score	Finish	Money
2010	65	66	68	70	269	6 T	\$134,000
2012	65	71	67	70	273	27 T	\$22,550
2013	68	75			143	99 Cut	\$0
2011	70	72			142	99 Cut	\$0
Earnings Total							\$156,550

Duval, David

Year	R1	R2	R3	R4	Score	Finish	Money
2010	71	78			149	99 Cut	\$0
2013	71	75			146	99 Cut	\$0
2011	70	73			143	99 Cut	\$0
Earnings Total							\$0

Echavarria, Nico

Year	R1	R2	R3	R4	Score	Finish	Money
2022	72	67			139	99 Cut	\$0
Earnings Total							\$0

Els, Ernie

Year	R1	R2	R3	R4	Score	Finish	Money
2018	70	66	72	64	272	37 T	\$26,240
2016	66	74			140	99 Cut	\$0
2017	70	73			143	99 Cut	\$0
Earnings Total							\$26,240

Endycott, Harrison

Year	R1	R2	R3	R4	Score	Finish	Money
2022	76	66			142	99 Cut	\$0
Earnings Total							\$0

English, Harris

Year	R1	R2	R3	R4	Score	Finish	Money
2020	66	66	72	62	266	6 T	\$215,325
2012	71	66	66	68	271	15 T	\$64,000
2015	68	71	66	69	274	25 T	\$41,681
2013	68	70	71	67	276	27 T	\$39,050
2022	68	68	70	65	271	29 T	\$51,908
2018	69	70	67	67	273	46 T	\$16,864
2017	71	75			146	99 Cut	\$0
2016	70	68			138	99 Cut	\$0
2014	68	73			141	99 Cut	\$0
2021	69	70			139	99 Cut	\$0
2019	71	69			140	99 Cut	\$0
Earnings Total							\$428,828

Ernst, Derek

Year	R1	R2	R3	R4	Score	Finish	Money
2014	68	67	70	72	277	54 T	\$12,544
2016	68	74			142	99 Cut	\$0
2019	73	75			148	99 Cut	\$0
2015	72	72			144	99 Cut	\$0
Earnings Total							\$12,544

Estes, Bob

Year	R1	R2	R3	R4	Score	Finish	Money
2010	72	72			144	99 Cut	\$0
Earnings Total							\$0

Etulain, Julián

Year	R1	R2	R3	R4	Score	Finish	Money
2016	71	66	72		209	71 T	\$11,760
2018	74	71			145	99 Cut	\$0
Earnings Total							\$11,760

INDIVIDUAL PLAYER PERFORMANCE

Every, Matt

Year	R1	R2	R3	R4	Score	Finish	Money
2013	67	68	69	66	270	7 T	\$171,417
2018	69	69	65	66	269	15 T	\$92,960
2012	67	72	68	70	277	57 T	\$8,920
2016	71	76			147	99 Cut	\$0
2020	73	69			142	99 Cut	\$0
2017	70	76			146	99 Cut	\$0
2015	0				0	99 wd	\$0
Earnings Total							\$273,297

Fathauer, Derek

Year	R1	R2	R3	R4	Score	Finish	Money
2018	68	68	67	69	272	37 T	\$26,240
2015	67	70	71	73	281	70 T	\$11,286
2017	73	71			144	99 Cut	\$0
Earnings Total							\$37,526

Faxon, Brad

Year	R1	R2	R3	R4	Score	Finish	Money
2010	71	71			142	99 Cut	\$0
Earnings Total							\$0

Fdez-Castano, Gonzalo

Year	R1	R2	R3	R4	Score	Finish	Money
2014	70	69	75	0	214	86 T	\$9,296
2016	72	68			140	99 Cut	\$0
Earnings Total							\$9,296

Finau, Tony

Year	R1	R2	R3	R4	Score	Finish	Money
2014	71	67	67	66	271	14 T	\$100,800
Earnings Total							\$100,800

Fitzpatrick, Matthew

Year	R1	R2	R3	R4	Score	Finish	Money
2020	72	69			141	99 Cut	\$0
Earnings Total							\$0

Fleetwood, Tommy

Year	R1	R2	R3	R4	Score	Finish	Money
2020	67	72	67	67	273	37 T	\$28,710
Earnings Total							\$28,710

Flesch, Steve

Year	R1	R2	R3	R4	Score	Finish	Money
2010	68	70	75	68	281	72 T	\$7,800
2011	73	76			149	99 Cut	\$0
Earnings Total							\$7,800

Flores, Martin

Year	R1	R2	R3	R4	Score	Finish	Money
2017	67	72	66	69	274	29 T	\$37,743
2016	65	72	70	68	275	45 T	\$16,253
2013	70	68	72	71	281	55 T	\$12,320
2012	65	69	72	71	277	57 T	\$8,920
2014	67	73	68	72	280	69 T	\$11,256
2010	73	75			148	99 Cut	\$0
Earnings Total							\$86,492

Fowler, Rickie

Year	R1	R2	R3	R4	Score	Finish	Money
2011	73	70			143	99 Cut	\$0
Earnings Total							\$0

Fraustro, Oscar

Year	R1	R2	R3	R4	Score	Finish	Money
2014	72	73			145	99 Cut	\$0
Earnings Total							\$0

Frazar, Harrison

Year	R1	R2	R3	R4	Score	Finish	Money
2013	72	72			144	99 Cut	\$0
Earnings Total							\$0

Fritsch, Brad

Year	R1	R2	R3	R4	Score	Finish	Money
2016	72	64	74		210	74 T	\$11,280
2013	74	74			148	99 Cut	\$0
Earnings Total							\$11,280

Frittelli, Dylan

Year	R1	R2	R3	R4	Score	Finish	Money
2019	68	67	68	71	274	35 T	\$32,258
2022	71	68			139	99 Cut	\$0
2021	69	80			149	99 Cut	\$0
2020	76	74			150	99 Cut	\$0
Earnings Total							\$32,258

INDIVIDUAL PLAYER PERFORMANCE

Funk, Fred

Year	R1	R2	R3	R4	Score	Finish	Money
2013	71	72			143	99 Cut	\$0
2015	71	72			143	99 Cut	\$0
Earnings Total							\$0

Furyk, Jim

Year	R1	R2	R3	R4	Score	Finish	Money
2012	66	65	66	69	266	3	\$272,000
2016	64	69	68	67	268	6 T	\$194,250
2011	67	68	69	67	271	11 T	\$88,000
2019	69	69	68	66	272	23 T	\$57,420
2018	70	72			142	99 Cut	\$0
Earnings Total							\$611,670

Gainey, Tommy

Year	R1	R2	R3	R4	Score	Finish	Money
2012	69	67	68	60	264	1	\$720,000
2014	67	73	68	66	274	32 T	\$29,058
2013	70	74			144	99 Cut	\$0
2017	72	73			145	99 Cut	\$0
2018	76	72			148	99 Cut	\$0
2016	73	71			144	99 Cut	\$0
2011	71	71			142	99 Cut	\$0
2015	72	74			146	99 Cut	\$0
2019	73	69			142	99 Cut	\$0
Earnings Total							\$749,058

Gangluff, Stephen

Year	R1	R2	R3	R4	Score	Finish	Money
2012	71	70			141	99 Cut	\$0
Earnings Total							\$0

Garber, Joey

Year	R1	R2	R3	R4	Score	Finish	Money
2020	74	72			146	99 Cut	\$0
2018	70	73			143	99 Cut	\$0
Earnings Total							\$0

Gardiner, Scott

Year	R1	R2	R3	R4	Score	Finish	Money
2013	70	75			145	99 Cut	\$0
Earnings Total							\$0

Garnett, Brice

Year	R1	R2	R3	R4	Score	Finish	Money
2017	65	69	68	72	274	29 T	\$37,743
2013	67	72	67	72	278	36 T	\$26,469
2018	70	65	73	64	272	37 T	\$26,240
2022	68	69	69	69	275	46 T	\$21,749
2014	73	67	71	0	211	73 T	\$10,472
2015	70	70	73		213	85 T	\$9,576
2021	66	73			139	99 Cut	\$0
2020	69	75			144	99 Cut	\$0
2019	70	69			139	99 Cut	\$0
Earnings Total							\$132,248

Garrigus, Robert

Year	R1	R2	R3	R4	Score	Finish	Money
2013	65	74	67	69	275	22 T	\$52,800
2016	67	68	70	68	273	33 T	\$33,900
2011	67	72	71	74	284	69	\$8,080
2017	70	73			143	99 Cut	\$0
2018	75	74			149	99 Cut	\$0
2010	75	73			148	99 Cut	\$0
2015	72	75			147	99 Cut	\$0
2019	73	71			144	99 Cut	\$0
Earnings Total							\$94,780

Gates, Bobby

Year	R1	R2	R3	R4	Score	Finish	Money
2012	69	71			140	99 Cut	\$0
2011	73	71			144	99 Cut	\$0
Earnings Total							\$0

INDIVIDUAL PLAYER PERFORMANCE

Gay, Brian

Year	R1	R2	R3	R4	Score	Finish	Money
2017	65	64	69	68	266	3	\$421,600
2013	63	72	66	67	268	4 T	\$227,333
2018	69	67	65	69	270	23 T	\$51,413
2010	68	65	71	70	274	33 T	\$18,567
2021	64	73	70	69	276	40 T	\$27,000
2012	65	68	69	72	274	43 T	\$12,827
2022	71	69			140	99 Cut	\$0
2011	70	70			140	99 Cut	\$0
2016	68	76			144	99 Cut	\$0
2019	69	73			142	99 Cut	\$0
Earnings Total							\$758,740

Gellerman, Michael

Year	R1	R2	R3	R4	Score	Finish	Money
2019	75	68			143	99 Cut	\$0
Earnings Total							\$0

Ghim, Doug

Year	R1	R2	R3	R4	Score	Finish	Money
2020	67	71	68	64	270	18 T	\$87,450
2021	66	71	74	65	276	40 T	\$27,000
2019	68	70	70	71	279	65 T	\$14,190
Earnings Total							\$128,640

Gibson, Rhein

Year	R1	R2	R3	R4	Score	Finish	Money
2019	66	64	74	71	275	43 T	\$22,148
2015	71	69	68	70	278	58 T	\$12,540
2020	68	73			141	99 Cut	\$0
Earnings Total							\$34,688

Gillis, Tom

Year	R1	R2	R3	R4	Score	Finish	Money
2010	68	70	71	71	280	66 T	\$8,120
2011	74	0			74	99 wd	\$0
2015	72	72			144	99 Cut	\$0
Earnings Total							\$8,120

Gligic, Michael

Year	R1	R2	R3	R4	Score	Finish	Money
2021	65	72	69	68	274	29 T	\$44,190
2022	73	72			145	99 Cut	\$0
2020	79	69			148	99 Cut	\$0
2019	72	71			143	99 Cut	\$0
Earnings Total							\$44,190

Glover, Lucas

Year	R1	R2	R3	R4	Score	Finish	Money
2015	66	71	67	68	272	9 T	\$123,500
2018	69	67	67	65	268	11 T	\$140,800
2011	68	68	68	68	272	15 T	\$64,000
2020	71	68	67	65	271	23 T	\$55,959
2016	66	67	70	71	274	36 T	\$25,833
2013	69	72	68	70	279	40 T	\$19,800
2014	73	67	71	0	211	73 T	\$10,472
2010	72	70			142	99 Cut	\$0
2021	71	69			140	99 Cut	\$0
Earnings Total							\$440,364

Godsey, Conner

Year	R1	R2	R3	R4	Score	Finish	Money
2022	70	71			141	99 Cut	\$0
Earnings Total							\$0

Goggin, Mathew

Year	R1	R2	R3	R4	Score	Finish	Money
2012	67	66	68	72	273	27 T	\$22,550
2010	69	68	68	71	276	54 T	\$9,120
Earnings Total							\$31,670

Gómez, Fabián

Year	R1	R2	R3	R4	Score	Finish	Money
2014	67	66	68	68	269	8 T	\$156,800
2019	68	63	69	72	272	23 T	\$57,420
2018	70	68	68	66	272	37 T	\$26,240
2015	68	69	69	70	276	44 T	\$16,473
2017	72	66	68	73	279	61 T	\$13,268
2011	68	70	71	71	280	64 T	\$8,400
2020	78	71			149	99 Cut	\$0
Earnings Total							\$278,601

INDIVIDUAL PLAYER PERFORMANCE

Gonzales, Andres

Year	R1	R2	R3	R4	Score	Finish	Money
2016	65	72	68	72	277	57 T	\$13,200
2011	66	72	71	70	279	60 T	\$8,680
2015	68	71	68	73	280	68 T	\$11,571
2014	70	70	71	0	211	73 T	\$10,472
Earnings Total							\$43,923

Gooch, Talor

Year	R1	R2	R3	R4	Score	Finish	Money
2021	64	65	67	64	260	1	\$1,296,000
2019	69	68	65	70	272	23 T	\$57,420
2018	73	68			141	99 Cut	\$0
2020	71	70			141	99 Cut	\$0
2017	74	72			146	99 Cut	\$0
Earnings Total							\$1,353,420

Goosen, Retief

Year	R1	R2	R3	R4	Score	Finish	Money
2017	67	70	69	68	274	29 T	\$37,743
2013	68	71	69	76	284	65 T	\$11,385
2018	69	72			141	99 Cut	\$0
Earnings Total							\$49,128

Gordon, Will

Year	R1	R2	R3	R4	Score	Finish	Money
2019	68	65	70	66	269	10 T	\$160,050
2022	69	64	68	68	269	15 T	\$127,575
2020	71	69			140	99 Cut	\$0
Earnings Total							\$287,625

Gore, Jason

Year	R1	R2	R3	R4	Score	Finish	Money
2018	68	63	66	72	269	15 T	\$92,960
2015	65	69	73	72	279	63 T	\$11,970
2016	67	71			138	99 Cut	\$0
2014	75	68			143	99 Cut	\$0
2017	75	71			146	99 Cut	\$0
Earnings Total							\$104,930

Gotterup, Chris

Year	R1	R2	R3	R4	Score	Finish	Money
2022	65	68	71	68	272	35 T	\$41,209
Earnings Total							\$41,209

Gove, Jeff

Year	R1	R2	R3	R4	Score	Finish	Money
2010	72	70			142	99 Cut	\$0
Earnings Total							\$0

Goya, Tano

Year	R1	R2	R3	R4	Score	Finish	Money
2022	76	73			149	99 Cut	\$0
Earnings Total							\$0

Goydos, Paul

Year	R1	R2	R3	R4	Score	Finish	Money
2013	68	71	76	72	287	72 T	\$10,725
2011	79	0			79	99 wd	\$0
Earnings Total							\$10,725

Grace, Branden

Year	R1	R2	R3	R4	Score	Finish	Money
2020	70	68	70	64	272	30 T	\$39,553
2021	67	75			142	99 Cut	\$0
Earnings Total							\$39,553

Grant, Brent

Year	R1	R2	R3	R4	Score	Finish	Money
2022	71	67	71	67	276	54 T	\$18,630
Earnings Total							\$18,630

Green, Nathan

Year	R1	R2	R3	R4	Score	Finish	Money
2012	72	67	68	69	276	51 T	\$9,413
2010	72	68			140	99 Cut	\$0
2011	71	76			147	99 Cut	\$0
Earnings Total							\$9,413

Gribble, Cody

Year	R1	R2	R3	R4	Score	Finish	Money
2018	68	71	69	70	278	71 T	\$12,544
2016	70	69			139	99 Cut	\$0
Earnings Total							\$12,544

Griffin, Ben

Year	R1	R2	R3	R4	Score	Finish	Money
2022	65	71	67	68	271	29 T	\$51,908
2018	70	71			141	99 Cut	\$0
Earnings Total							\$51,908

INDIVIDUAL PLAYER PERFORMANCE

Griffin, J.P.

Year	R1	R2	R3	R4	Score	Finish	Money
2021	71	76			147	99 Cut	\$0
Earnings Total							\$0

Griffin, Lanto

Year	R1	R2	R3	R4	Score	Finish	Money
2021	65	70	75	66	276	40 T	\$27,000
2017	71	71			142	99 Cut	\$0
2019	74	65			139	99 Cut	\$0
Earnings Total							\$27,000

Grillo, Emiliano

Year	R1	R2	R3	R4	Score	Finish	Money
2020	66	68	65	71	270	18 T	\$87,450
2021	68	72			140	99 Cut	\$0
Earnings Total							\$87,450

Gronberg, Mathias

Year	R1	R2	R3	R4	Score	Finish	Money
2010	66	67	71	71	275	45 T	\$10,836
Earnings Total							\$10,836

Guthrie, Luke

Year	R1	R2	R3	R4	Score	Finish	Money
2013	67	75			142	99 Cut	\$0
2015	71	70			141	99 Cut	\$0
Earnings Total							\$0

Gutschewski, Scott

Year	R1	R2	R3	R4	Score	Finish	Money
2011	72	71			143	99 Cut	\$0
2021	68	75			143	99 Cut	\$0
Earnings Total							\$0

Haas, Bill

Year	R1	R2	R3	R4	Score	Finish	Money
2010	67	69	65	66	267	2	\$432,000
2016	69	66	66	69	270	13 T	\$99,750
2014	69	66	69	69	273	22 T	\$46,760
2015	67	71	71	66	275	33 T	\$27,049
2019	68	68	67	71	274	35 T	\$32,258
2021	65	71	71	70	277	47 T	\$19,728
2018	72	71			143	99 Cut	\$0
2017	70	71			141	99 Cut	\$0
2022	73	71			144	99 Cut	\$0
Earnings Total							\$657,545

Haas, Hunter

Year	R1	R2	R3	R4	Score	Finish	Money
2011	71	70			141	99 Cut	\$0
Earnings Total							\$0

Hadley, Chesson

Year	R1	R2	R3	R4	Score	Finish	Money
2020	73	65	66	67	271	23 T	\$55,959
2014	66	70	70	68	274	32 T	\$29,058
2017	67	69	70	69	275	37 T	\$26,040
2016	65	66	67	77	275	45 T	\$16,253
2019	71	65	67	73	276	50 T	\$17,006
2022	69	70			139	99 Cut	\$0
2013	74	72			146	99 Cut	\$0
2021	63	76			139	99 Cut	\$0
2018	74	70			144	99 Cut	\$0
2015	68	73			141	99 Cut	\$0
Earnings Total							\$144,316

Hadwin, Adam

Year	R1	R2	R3	R4	Score	Finish	Money
2021	67	68	75	68	278	51 T	\$17,304
2019	71	67	74	68	280	68 T	\$13,728
2011	68	71	72	76	287	70	\$8,000
2014	70	69	73	0	212	81 T	\$9,800
2020	76	69			145	99 Cut	\$0
Earnings Total							\$48,832

INDIVIDUAL PLAYER PERFORMANCE

Hagy, Brandon

Year	R1	R2	R3	R4	Score	Finish	Money
2019	71	66	66	71	274	35 T	\$32,258
2021	64	75			139	99 Cut	\$0
2020	74	71			145	99 Cut	\$0
2016	70	72			142	99 Cut	\$0
Earnings Total							\$32,258

Hahn, James

Year	R1	R2	R3	R4	Score	Finish	Money
2014	71	69	65	67	272	17 T	\$78,400
2013	69	72	73	66	280	48 T	\$13,671
2020	72	72			144	99 Cut	\$0
2019	68	74			142	99 Cut	\$0
Earnings Total							\$92,071

Haley II, Paul

Year	R1	R2	R3	R4	Score	Finish	Money
2022	68	67	67	69	271	29 T	\$51,908
Earnings Total							\$51,908

Hall, Harry

Year	R1	R2	R3	R4	Score	Finish	Money
2022	70	71			141	99 Cut	\$0
Earnings Total							\$0

Hamilton, Alex

Year	R1	R2	R3	R4	Score	Finish	Money
2010	69	66	68	72	275	45 T	\$10,836
Earnings Total							\$10,836

Hamilton, Todd

Year	R1	R2	R3	R4	Score	Finish	Money
2010	67	69	71	71	278	62 T	\$8,600
2012	70	74			144	99 Cut	\$0
Earnings Total							\$8,600

Hammer, Cole

Year	R1	R2	R3	R4	Score	Finish	Money
2022	64	66	72	65	267	5 T	\$277,830
Earnings Total							\$277,830

Hamrick, Hunter

Year	R1	R2	R3	R4	Score	Finish	Money
2013	73	79			152	99 Cut	\$0
2012	70	73			143	99 Cut	\$0
Earnings Total							\$0

Hardy, Nick

Year	R1	R2	R3	R4	Score	Finish	Money
2021	69	69	76	67	281	63 T	\$15,552
2022	72	67			139	99 Cut	\$0
Earnings Total							\$15,552

Harkins, Brandon

Year	R1	R2	R3	R4	Score	Finish	Money
2017	66	72	69	70	277	49 T	\$15,302
2018	72	70			142	99 Cut	\$0
Earnings Total							\$15,302

Harman, Brian

Year	R1	R2	R3	R4	Score	Finish	Money
2022	67	69	64	65	265	2 T	\$612,900
2017	69	68	66	65	268	4 T	\$244,125
2013	67	68	70	67	272	10 T	\$121,917
2019	67	66	66	71	270	14 T	\$110,550
2012	67	72	65	69	273	27 T	\$22,550
2018	66	68	73	64	271	32 T	\$36,224
2014	65	67	73	70	275	41 T	\$19,600
2021	66	72	70	72	280	61 T	\$15,984
2020	72	69			141	99 Cut	\$0
2016	72	71			143	99 Cut	\$0
2015	71	73			144	99 Cut	\$0
Earnings Total							\$1,183,850

Harrington, Padraig

Year	R1	R2	R3	R4	Score	Finish	Money
2017	71	67	74	66	278	54 T	\$14,012
2014	71	73			144	99 Cut	\$0
2018	75	66			141	99 Cut	\$0
Earnings Total							\$14,012

INDIVIDUAL PLAYER PERFORMANCE

Harrington, Scott

Year	R1	R2	R3	R4	Score	Finish	Money
2019	65	73	64	73	275	43 T	\$22,148
2020	73	70			143	99 Cut	\$0
2022	73	74			147	99 Cut	\$0
Earnings Total							\$22,148

Hatton, Tyrrell

Year	R1	R2	R3	R4	Score	Finish	Money
2020	69	68	69	65	271	23 T	\$55,959
Earnings Total							\$55,959

Hearn, David

Year	R1	R2	R3	R4	Score	Finish	Money
2015	64	72	67	69	272	9 T	\$123,500
2018	68	66	67	68	269	15 T	\$92,960
2017	67	70	69	65	271	17 T	\$86,800
2019	66	69	69	69	273	30 T	\$43,230
2013	74	66	70	69	279	40 T	\$19,800
2011	65	71	68	72	276	44 T	\$12,800
2012	66	71	71	68	276	51 T	\$9,413
2021	68	74			142	99 Cut	\$0
2020	74	68			142	99 Cut	\$0
Earnings Total							\$388,503

Hebert, Michael

Year	R1	R2	R3	R4	Score	Finish	Money
2020	71	69			140	99 Cut	\$0
Earnings Total							\$0

Henley, Russell

Year	R1	R2	R3	R4	Score	Finish	Money
2014	68	63	68	69	268	4 T	\$220,500
2015	66	72	68	65	271	6 T	\$190,950
2016	67	65	70	67	269	10 T	\$150,000
2021	64	70	70	68	272	22 T	\$72,360
2020	70	69	67	66	272	30 T	\$39,553
2013	69	71	71	73	284	65 T	\$11,385
2018	71	74			145	99 Cut	\$0
2019	75	68			143	99 Cut	\$0
Earnings Total							\$684,748

Henry, J.J.

Year	R1	R2	R3	R4	Score	Finish	Money
2017	70	68	70	68	276	45 T	\$18,662
2013	67	72	72	69	280	48 T	\$13,671
2014	73	70			143	99 Cut	\$0
2018	74	70			144	99 Cut	\$0
2011	72	69			141	99 Cut	\$0
2019	71	72			143	99 Cut	\$0
Earnings Total							\$32,333

Hensby, Mark

Year	R1	R2	R3	R4	Score	Finish	Money
2015	68	69	71	76	284	74	\$10,944
Earnings Total							\$10,944

Herman, Jim

Year	R1	R2	R3	R4	Score	Finish	Money
2016	69	66	66	69	270	13 T	\$99,750
2015	66	69	67	71	273	18 T	\$69,377
2020	68	67	69	68	272	30 T	\$39,553
2019	72	65	67	70	274	35 T	\$32,258
2022	72	65	70	68	275	46 T	\$21,749
2021	65	69	76	67	277	47 T	\$19,728
2017	67	68	71	72	278	54 T	\$14,012
2011	67	69	68	75	279	60 T	\$8,680
2013	66	77			143	99 Cut	\$0
2018	71	74			145	99 Cut	\$0
2014	70	78			148	99 Cut	\$0
Earnings Total							\$305,106

Herron, Tim

Year	R1	R2	R3	R4	Score	Finish	Money
2012	69	66	71	69	275	49 T	\$10,240
2015	69	70	66	72	277	52 T	\$13,224
2019	70	64	73	70	277	53 T	\$15,494
2011	71	67	69	72	279	60 T	\$8,680
2016	73	71			144	99 Cut	\$0
2010	72	70			142	99 Cut	\$0
2018	71	72			143	99 Cut	\$0
Earnings Total							\$47,638

INDIVIDUAL PLAYER PERFORMANCE

Hickok, Kramer

Year	R1	R2	R3	R4	Score	Finish	Money
2019	68	70	67	72	277	53 T	\$15,494
2021	68	71			139	99 Cut	\$0
2018	74	68			142	99 Cut	\$0
Earnings Total							\$15,494

Hicks, Justin

Year	R1	R2	R3	R4	Score	Finish	Money
2013	71	73			144	99 Cut	\$0
2014	72	71			143	99 Cut	\$0
2011	72	72			144	99 Cut	\$0
Earnings Total							\$0

Higgo, Garrick

Year	R1	R2	R3	R4	Score	Finish	Money
2022	71	71			142	99 Cut	\$0
Earnings Total							\$0

Higgs, Harry

Year	R1	R2	R3	R4	Score	Finish	Money
2022	67	63	70	70	270	21 T	\$76,646
2019	70	67	67	70	274	35 T	\$32,258
2020	75	68			143	99 Cut	\$0
2021	70	71			141	99 Cut	\$0
Earnings Total							\$108,904

Hoag, Bo

Year	R1	R2	R3	R4	Score	Finish	Money
2020	68	71	66	67	272	30 T	\$39,553
2019	68	70	73	72	283	75	\$13,002
Earnings Total							\$52,555

Hodges, Lee

Year	R1	R2	R3	R4	Score	Finish	Money
2018	70	68	70	66	274	54 T	\$14,592
2021	65	69	73	72	279	57 T	\$16,416
2022	72	69			141	99 Cut	\$0
Earnings Total							\$31,008

Hoffman, Charley

Year	R1	R2	R3	R4	Score	Finish	Money
2013	66	73	68	68	275	22 T	\$52,800
2020	68	69	67	67	271	23 T	\$55,959
2014	71	71			142	99 Cut	\$0
2022	69	73			142	99 Cut	\$0
Earnings Total							\$108,759

Hoffmann, Morgan

Year	R1	R2	R3	R4	Score	Finish	Money
2016	70	66	65	78	279	65 T	\$12,540
2017	70	73			143	99 Cut	\$0
2013	72	75			147	99 Cut	\$0
2015	71	74			145	99 Cut	\$0
Earnings Total							\$12,540

Hoge, Tom

Year	R1	R2	R3	R4	Score	Finish	Money
2021	65	68	67	67	267	4 T	\$288,000
2015	64	74	68	66	272	9 T	\$123,500
2017	67	69	70	67	273	25 T	\$49,445
2014	70	68	68	68	274	32 T	\$29,058
2018	71	68	66	67	272	37 T	\$26,240
2020	69	72			141	99 Cut	\$0
2016	72	67			139	99 Cut	\$0
2022	71	72			143	99 Cut	\$0
2019	70	70			140	99 Cut	\$0
Earnings Total							\$516,243

Holmes, J.B.

Year	R1	R2	R3	R4	Score	Finish	Money
2010	69	70	66	72	277	59 T	\$8,800
Earnings Total							\$8,800

Homa, Max

Year	R1	R2	R3	R4	Score	Finish	Money
2018	74	72			146	99 Cut	\$0
2016	74	65			139	99 Cut	\$0
2021	66	75			141	99 Cut	\$0
2014	72	69			141	99 Cut	\$0
Earnings Total							\$0

INDIVIDUAL PLAYER PERFORMANCE

Horschel, Billy

Year	R1	R2	R3	R4	Score	Finish	Money
2016	66	66	65	68	265	2 T	\$396,000
2011	64	64	70	75	273	20 T	\$43,333
2012	68	69	66	71	274	43 T	\$12,827
2019	74	67			141	99 Cut	\$0
Earnings Total							\$452,160

Hossler, Beau

Year	R1	R2	R3	R4	Score	Finish	Money
2022	64	67	69	70	270	21 T	\$76,646
2017	70	69	75	68	282	70 T	\$12,400
2020	76	66			142	99 Cut	\$0
2019	74	71			145	99 Cut	\$0
Earnings Total							\$89,046

Howell III, Charles

Year	R1	R2	R3	R4	Score	Finish	Money
2018	64	64	68	67	263	1	\$1,152,000
2010	70	65	72	62	269	6 T	\$134,000
2012	66	68	67	68	269	7 T	\$124,667
2015	67	70	67	68	272	9 T	\$123,500
2016	67	65	67	71	270	13 T	\$99,750
2021	68	70	67	66	271	16 T	\$106,200
2013	69	70	66	71	276	27 T	\$39,050
2020	68	67	72	65	272	30 T	\$39,553
2011	69	70	66	70	275	32 T	\$19,467
2014	72	66	73	0	211	73 T	\$10,472
2017	71	70			141	99 Cut	\$0
2019	68	72			140	99 Cut	\$0
Earnings Total							\$1,848,658

Hubbard, Mark

Year	R1	R2	R3	R4	Score	Finish	Money
2015	68	69	69	67	273	18 T	\$69,377
2014	68	67	71	70	276	48 T	\$14,075
2019	68	67	69	73	277	53 T	\$15,494
2016	70	65	76		211	79	\$10,920
2020	74	69			143	99 Cut	\$0
Earnings Total							\$109,865

Hughes, Mackenzie

Year	R1	R2	R3	R4	Score	Finish	Money
2016	61	67	68	69	265	1	\$1,080,000
2021	63	68	70	62	263	2	\$784,800
2019	66	70	69	74	279	65 T	\$14,190
2022	71	68			139	99 Cut	\$0
2018	73	80			153	99 Cut	\$0
2020	73	69			142	99 Cut	\$0
2017	70	72			142	99 Cut	\$0
Earnings Total							\$1,878,990

Huh, John

Year	R1	R2	R3	R4	Score	Finish	Money
2015	69	69	68	66	272	9 T	\$123,500
2021	63	67	72	68	270	12 T	\$147,600
2020	69	68	66	65	268	12 T	\$140,250
2016	68	69	67	68	272	27 T	\$41,700
2017	71	68	65	71	275	37 T	\$26,040
2014	72	68	68	68	276	48 T	\$14,075
2018	70	72			142	99 Cut	\$0
2022	69	72			141	99 Cut	\$0
Earnings Total							\$493,165

Hun An, Byeong

Year	R1	R2	R3	R4	Score	Finish	Money
2017	70	74			144	99 Cut	\$0
Earnings Total							\$0

Hurley III, Billy

Year	R1	R2	R3	R4	Score	Finish	Money
2012	66	71	70	70	277	57 T	\$8,920
2013	77	71			148	99 Cut	\$0
2017	71	74			145	99 Cut	\$0
2015	69	72			141	99 Cut	\$0
Earnings Total							\$8,920

Hutsell, David

Year	R1	R2	R3	R4	Score	Finish	Money
2012	71	78			149	99 Cut	\$0
Earnings Total							\$0

INDIVIDUAL PLAYER PERFORMANCE

Im, Sungjae

Year	R1	R2	R3	R4	Score	Finish	Money
2018	68	69	68	67	272	37 T	\$26,240
2020	72	69			141	99 Cut	\$0
Earnings Total							\$26,240

Imada, Ryuji

Year	R1	R2	R3	R4	Score	Finish	Money
2012	70	69	70		209	72 T	\$7,600
2010	77	72			149	99 Cut	\$0
2011	69	77			146	99 Cut	\$0
Earnings Total							\$7,600

Immelman, Trevor

Year	R1	R2	R3	R4	Score	Finish	Money
2011	66	71	62	69	268	5	\$160,000
2013	67	72	70	65	274	20 T	\$68,750
2010	69	72			141	99 Cut	\$0
Earnings Total							\$228,750

Iwata, Hiroshi

Year	R1	R2	R3	R4	Score	Finish	Money
2016	65	67	71	71	274	36 T	\$25,833
2015	67	67	72	70	276	44 T	\$16,473
Earnings Total							\$42,306

Jackson, Palmer (A)

Year	R1	R2	R3	R4	Score	Finish	Money
2022	73	73			146	99 Cut	\$0
Earnings Total							\$0

Jacobson, Freddie

Year	R1	R2	R3	R4	Score	Finish	Money
2015	65	67	71	67	270	5	\$228,000
2018	73	72			145	99 Cut	\$0
2013	70	72			142	99 Cut	\$0
2010	72	70			142	99 Cut	\$0
2019	69	70			139	99 Cut	\$0
Earnings Total							\$228,000

Jaeger, Stephan

Year	R1	R2	R3	R4	Score	Finish	Money
2017	68	69	66	71	274	29 T	\$37,743
2022	67	70	71	67	275	46 T	\$21,749
2018	72	77			149	99 Cut	\$0
2021	66	75			141	99 Cut	\$0
Earnings Total							\$59,491

Janzen, Lee

Year	R1	R2	R3	R4	Score	Finish	Money
2010	71	71			142	99 Cut	\$0
Earnings Total							\$0

Johnson, Kevin

Year	R1	R2	R3	R4	Score	Finish	Money
2010	70	72			142	99 Cut	\$0
Earnings Total							\$0

Johnson, Michael

Year	R1	R2	R3	R4	Score	Finish	Money
2016	72	71			143	99 Cut	\$0
Earnings Total							\$0

Johnson, Richard S.

Year	R1	R2	R3	R4	Score	Finish	Money
2011	65	70	71	69	275	32 T	\$19,467
2010	68	70	67	71	276	54 T	\$9,120
Earnings Total							\$28,587

INDIVIDUAL PLAYER PERFORMANCE

Johnson, Zach

Year	R1	R2	R3	R4	Score	Finish	Money
2020	66	67	65	68	266	6 T	\$215,325
2018	70	66	65	66	267	7 T	\$192,800
2017	70	68	64	67	269	8 T	\$167,400
2010	70	66	68	67	271	12 T	\$84,000
2021	61	71	73	66	271	16 T	\$106,200
2013	70	68	68	67	273	16 T	\$85,250
2012	65	70	70	70	275	49 T	\$10,240
2019	69	69	68	72	278	61 T	\$14,652
2015	70	70	70		210	75 T	\$10,488
2014	71	73			144	99 Cut	\$0
2022	69	72			141	99 Cut	\$0
2011	70	75			145	99 Cut	\$0
2016	70	70			140	99 Cut	\$0
Earnings Total							\$886,355

Johnston, Andrew

Year	R1	R2	R3	R4	Score	Finish	Money
2017	75	77			152	99 Cut	\$0
Earnings Total							\$0

Jones, Kent

Year	R1	R2	R3	R4	Score	Finish	Money
2011	71	74		0	145	99 Cut	\$0
Earnings Total							\$0

Jones, Kyle

Year	R1	R2	R3	R4	Score	Finish	Money
2018	71	68	65	66	270	23 T	\$51,413
Earnings Total							\$51,413

Jones, Matt

Year	R1	R2	R3	R4	Score	Finish	Money
2020	67	71	70	66	274	44 T	\$21,450
2012	72	67	66	71	276	51 T	\$9,413
2010	71	65	69	71	276	54 T	\$9,120
2019	70	66	72	73	281	72 T	\$13,332
2018	69	74			143	99 Cut	\$0
2021	68	73			141	99 Cut	\$0
2011	65	75			140	99 Cut	\$0
2016	70	69			139	99 Cut	\$0
Earnings Total							\$53,315

Jones, Peter

Year	R1	R2	R3	R4	Score	Finish	Money
2018	77	76			153	99 Cut	\$0
Earnings Total							\$0

Kang, Alex

Year	R1	R2	R3	R4	Score	Finish	Money
2018	73	75			148	99 Cut	\$0
Earnings Total							\$0

Kang, Sung

Year	R1	R2	R3	R4	Score	Finish	Money
2017	66	69	68	71	274	29 T	\$37,743
2016	73	64	67	69	273	33 T	\$33,900
2021	67	68	76	70	281	63 T	\$15,552
2015	69	70	71		210	75 T	\$10,488
2022	72	69			141	99 Cut	\$0
2018	74	75			149	99 Cut	\$0
2020	71	76			147	99 Cut	\$0
2011	71	71			142	99 Cut	\$0
2012	73	73			146	99 Cut	\$0
Earnings Total							\$97,683

Karlsson, Robert

Year	R1	R2	R3	R4	Score	Finish	Money
2013	68	68	71	65	272	10 T	\$121,917
2012	72	79			151	99 Cut	\$0
2015	68	74			142	99 Cut	\$0
Earnings Total							\$121,917

Kaufman, Smylie

Year	R1	R2	R3	R4	Score	Finish	Money
2015	68	70	66	71	275	33 T	\$27,049
2017	70	75			145	99 Cut	\$0
Earnings Total							\$27,049

Kelly, Jerry

Year	R1	R2	R3	R4	Score	Finish	Money
2011	68	67	71	67	273	20 T	\$43,333
2010	74	63	68	69	274	33 T	\$18,567
2014	70	68	69	71	278	63 T	\$11,872
2013	75	0			75	99 wd	\$0
2012	68	74			142	99 Cut	\$0
Earnings Total							\$73,772

INDIVIDUAL PLAYER PERFORMANCE

Kelly, Troy

Year	R1	R2	R3	R4	Score	Finish	Money
2012	70	73			143	99 Cut	\$0
Earnings Total							\$0

Killeen, J.J.

Year	R1	R2	R3	R4	Score	Finish	Money
2012	66	71	75		212	86 T	\$6,680
Earnings Total							\$6,680

Kim, Bio

Year	R1	R2	R3	R4	Score	Finish	Money
2011	67	71	68	71	277	48 T	\$10,053
Earnings Total							\$10,053

Kim, Michael

Year	R1	R2	R3	R4	Score	Finish	Money
2016	64	70	69	69	272	27 T	\$41,700
2022	67	69	69	67	272	35 T	\$41,209
2015	67	67	70	73	277	52 T	\$13,224
2020						99 wd	\$0
2018	74	77			151	99 Cut	\$0
2017	66	76			142	99 Cut	\$0
2019					0	99 wd	\$0
Earnings Total							\$96,133

Kim, S.H.

Year	R1	R2	R3	R4	Score	Finish	Money
2022	72	67			139	99 Cut	\$0
Earnings Total							\$0

Kim, Si Woo

Year	R1	R2	R3	R4	Score	Finish	Money
2015	66	72	67	68	273	18 T	\$69,377
2017	71	74			145	99 Cut	\$0
2016	70	69			139	99 Cut	\$0
2019	72	68			140	99 Cut	\$0
Earnings Total							\$69,377

Kim, Whee

Year	R1	R2	R3	R4	Score	Finish	Money
2016	70	65	70	67	272	27 T	\$41,700
2014	71	69	74	0	214	86 T	\$9,296
2017	71	69			140	99 Cut	\$0
2018	68	75			143	99 Cut	\$0
Earnings Total							\$50,996

Kirk, Chris

Year	R1	R2	R3	R4	Score	Finish	Money
2013	66	66	68	66	266	1	\$990,000
2017	63	70	64	71	268	4 T	\$244,125
2014	68	67	66	67	268	4 T	\$220,500
2010	68	69	69	66	272	15 T	\$54,480
2020	70	67	67	66	270	18 T	\$87,450
2015	68	71	69	65	273	18 T	\$69,377
2018	69	70	67	67	273	46 T	\$16,864
2012	69	70	68	72	279	64 T	\$8,360
2016	69	69			138	99 Cut	\$0
2022	71	69			140	99 Cut	\$0
2011	70	70			140	99 Cut	\$0
2021	67	74			141	99 Cut	\$0
2019	71	68			139	99 Cut	\$0
Earnings Total							\$1,691,156

Kisner, Kevin

Year	R1	R2	R3	R4	Score	Finish	Money
2015	65	67	64	64	260	1	\$1,026,000
2020	68	66	66	63	263	2	\$719,400
2017	67	68	65	68	268	4 T	\$244,125
2014	69	68	66	65	268	4 T	\$220,500
2018	70	69	63	65	267	7 T	\$192,800
2013	65	73	70	66	274	20 T	\$68,750
2011	70	67	67	70	274	26 T	\$29,000
2022	70	67	67	67	271	29 T	\$51,908
2021	76	71			147	99 Cut	\$0
2012	71	72			143	99 Cut	\$0
2016	68	72			140	99 Cut	\$0
2019	73	67			140	99 Cut	\$0
Earnings Total							\$2,552,483

INDIVIDUAL PLAYER PERFORMANCE

Kitayama, Kurt

Year	R1	R2	R3	R4	Score	Finish	Money
2021	67	78			145	99 Cut	\$0
Earnings Total							\$0

Kizzire, Patton

Year	R1	R2	R3	R4	Score	Finish	Money
2020	65	66	70	66	267	10 T	\$173,250
2018	68	72	63	66	269	15 T	\$92,960
2022	67	68	70	67	272	35 T	\$41,209
2017	66	69	70	71	276	45 T	\$18,662
2014	66	71	70	70	277	54 T	\$12,544
2019	69	69	67	75	280	68 T	\$13,728
2016	73	65			138	99 Cut	\$0
2021	67	72			139	99 Cut	\$0
2015	68	73			141	99 Cut	\$0
Earnings Total							\$352,353

Knost, Colt

Year	R1	R2	R3	R4	Score	Finish	Money
2011	66	71	70	67	274	26 T	\$29,000
2012	72	69			141	99 Cut	\$0
2014	71	75			146	99 Cut	\$0
Earnings Total							\$29,000

Knous, Jim

Year	R1	R2	R3	R4	Score	Finish	Money
2018	75	68			143	99 Cut	\$0
Earnings Total							\$0

Knowles, Philip

Year	R1	R2	R3	R4	Score	Finish	Money
2022	71	77			148	99 Cut	\$0
Earnings Total							\$0

Knox, Russell

Year	R1	R2	R3	R4	Score	Finish	Money
2019	71	67	64	69	271	20 T	\$80,850
2022	67	70	66	67	270	21 T	\$76,646
2012	71	68	67	67	273	27 T	\$22,550
2013	70	71	69	67	277	32 T	\$31,831
2017	67	70	68	70	275	37 T	\$26,040
2021	67	68	72	69	276	40 T	\$27,000
2020	72	71			143	99 Cut	\$0
2014	76	70			146	99 Cut	\$0
Earnings Total							\$264,918

Kodaira, Satoshi

Year	R1	R2	R3	R4	Score	Finish	Money
2019	68	70	72	72	282	74	\$13,134
2020	75	74			149	99 Cut	\$0
Earnings Total							\$13,134

Kohles, Ben

Year	R1	R2	R3	R4	Score	Finish	Money
2021	67	75			142	99 Cut	\$0
Earnings Total							\$0

Kokrak, Jason

Year	R1	R2	R3	R4	Score	Finish	Money
2013	69	65	69	69	272	10 T	\$121,917
2012	68	70	66	69	273	27 T	\$22,550
2016	67	65	69	74	275	45 T	\$16,253
2014	66	72	69	72	279	66 T	\$11,536
2020	75	67			142	99 Cut	\$0
2017	65	76			141	99 Cut	\$0
2015	71	75			146	99 Cut	\$0
Earnings Total							\$172,256

Kraft, Greg

Year	R1	R2	R3	R4	Score	Finish	Money
2010	78	72			150	99 Cut	\$0
Earnings Total							\$0

INDIVIDUAL PLAYER PERFORMANCE

Kraft, Kelly

Year	R1	R2	R3	R4	Score	Finish	Money
2016	67	66	73	65	271	21 T	\$60,000
2017	70	65	68	69	272	22 T	\$64,480
2018	73	68			141	99 Cut	\$0
2022	72	70			142	99 Cut	\$0
2021	65	77			142	99 Cut	\$0
2015	70	73			143	99 Cut	\$0
Earnings Total							\$124,480

Kresge, Cliff

Year	R1	R2	R3	R4	Score	Finish	Money
2010	69	69	68	69	275	45 T	\$10,836
Earnings Total							\$10,836

Kuchar, Matt

Year	R1	R2	R3	R4	Score	Finish	Money
2013	68	68	68	66	270	7 T	\$171,417
2011	70	68	67	68	273	20 T	\$43,333
2014	67	70	68	68	273	22 T	\$46,760
2015	69	67	69	69	274	25 T	\$41,681
2010	67	70	68	68	273	25 T	\$29,250
2017	69	68	68	69	274	29 T	\$37,743
2021	65	71	70	69	275	37 T	\$34,200
2020	70	66	67	70	273	37 T	\$28,710
2022	70	69			139	99 Cut	\$0
2016	70	72			142	99 Cut	\$0
2019	72	69			141	99 Cut	\$0
Earnings Total							\$433,094

Lahiri, Anirban

Year	R1	R2	R3	R4	Score	Finish	Money
2016	68	67	70	65	270	13 T	\$99,750
2019	71	67	66	72	276	50 T	\$17,006
2021	68	73			141	99 Cut	\$0
Earnings Total							\$116,756

Laird, Martin

Year	R1	R2	R3	R4	Score	Finish	Money
2017	70	69	70	69	278	54 T	\$14,012
2014	68	71	71	0	210	72	\$10,976
2020	74	71			145	99 Cut	\$0
2019	70	70			140	99 Cut	\$0
Earnings Total							\$24,988

Lamb, Rick

Year	R1	R2	R3	R4	Score	Finish	Money
2016	67	71			138	99 Cut	\$0
2017	73	71			144	99 Cut	\$0
Earnings Total							\$0

Lamely, Derek

Year	R1	R2	R3	R4	Score	Finish	Money
2011	67	74			141	99 Cut	\$0
2012	72	72			144	99 Cut	\$0
Earnings Total							\$0

Landry, Andrew

Year	R1	R2	R3	R4	Score	Finish	Money
2020	68	68	65	64	265	4 T	\$297,000
2017	70	64	67	67	268	4 T	\$244,125
2018	70	70	68	67	275	59 T	\$13,888
2022	75	63	72	71	281	67 T	\$17,010
2021	68	75			143	99 Cut	\$0
2015	73	70			143	99 Cut	\$0
2019	71	70			141	99 Cut	\$0
Earnings Total							\$572,023

Langley, Scott

Year	R1	R2	R3	R4	Score	Finish	Money
2013	66	71	68	70	275	22 T	\$52,800
2018	70	67	67	66	270	23 T	\$51,413
2016	65	69	69	70	273	33 T	\$33,900
2015	70	69	69	67	275	33 T	\$27,049
2014	69	75			144	99 Cut	\$0
Earnings Total							\$165,162

INDIVIDUAL PLAYER PERFORMANCE

Lashley, Nate

Year	R1	R2	R3	R4	Score	Finish	Money
2020	68	67	71	67	273	37 T	\$28,710
2017	67	71	70	69	277	49 T	\$15,302
2021	63	74	73	68	278	51 T	\$17,304
2018	70	70	65	70	275	59 T	\$13,888
2022	70	70			140	99 Cut	\$0
Earnings Total							\$75,204

Lebioda, Hank

Year	R1	R2	R3	R4	Score	Finish	Money
2019	67	68	67	71	273	30 T	\$43,230
2018	69	68	69	65	271	32 T	\$36,224
2021	64	80			144	99 Cut	\$0
2022	75	70			145	99 Cut	\$0
2020	73	68			141	99 Cut	\$0
Earnings Total							\$79,454

Ledesma, Nelson

Year	R1	R2	R3	R4	Score	Finish	Money
2019	71	70			141	99 Cut	\$0
Earnings Total							\$0

Lee, D.H.

Year	R1	R2	R3	R4	Score	Finish	Money
2013	67	70	71	78	286	70 T	\$10,945
2015	72	75			147	99 Cut	\$0
Earnings Total							\$10,945

Lee, Danny

Year	R1	R2	R3	R4	Score	Finish	Money
2022	70	66	66	68	270	21 T	\$76,646
2012	65	70	69	69	273	27 T	\$22,550
2013	70	71	70	68	279	40 T	\$19,800
2014	75	69			144	99 Cut	\$0
2017	70	72			142	99 Cut	\$0
2021	69	71			140	99 Cut	\$0
Earnings Total							\$118,996

Lee, Kyoung-Hoon

Year	R1	R2	R3	R4	Score	Finish	Money
2019	64	68	66	69	267	5 T	\$244,200
2020	71	72			143	99 Cut	\$0
2018	77	67			144	99 Cut	\$0
Earnings Total							\$244,200

Lee, Lucas

Year	R1	R2	R3	R4	Score	Finish	Money
2015	71	69	69	68	277	52 T	\$13,224
Earnings Total							\$13,224

Lee, Richard H.

Year	R1	R2	R3	R4	Score	Finish	Money
2012	67	71	71		209	72 T	\$7,600
2013	71	74			145	99 Cut	\$0
2015	75	72			147	99 Cut	\$0
Earnings Total							\$7,600

Leishman, Marc

Year	R1	R2	R3	R4	Score	Finish	Money
2011	74	67			141	99 Cut	\$0
2010	70	70			140	99 Cut	\$0
Earnings Total							\$0

Leonard, Justin

Year	R1	R2	R3	R4	Score	Finish	Money
2010	66	72	66	71	275	45 T	\$10,836
2013	71	70	73	70	284	65 T	\$11,385
2014	72	65	72	70	279	66 T	\$11,536
2012	68	70	70	75	283	69	\$8,080
2011	70	70			140	99 Cut	\$0
Earnings Total							\$41,837

Letzig, Michael

Year	R1	R2	R3	R4	Score	Finish	Money
2011	67	72	67	68	274	26 T	\$29,000
2010	65	71	71	69	276	54 T	\$9,120
Earnings Total							\$38,120

INDIVIDUAL PLAYER PERFORMANCE

Levin, Spencer

Year	R1	R2	R3	R4	Score	Finish	Money
2011	67	71	70	67	275	32 T	\$19,467
2013	69	70	71	71	281	55 T	\$12,320
2016	69	68	71	72	280	67 T	\$12,240
2010	72	69			141	99 Cut	\$0
2015	71	70			141	99 Cut	\$0
Earnings Total							\$44,027

Lindheim, Nicholas

Year	R1	R2	R3	R4	Score	Finish	Money
2017	67	70	67	66	270	13 T	\$116,250
2016	67	70	67	72	276	54 T	\$13,800
2018	75				75	99 wd	\$0
Earnings Total							\$130,050

Lingmerth, David

Year	R1	R2	R3	R4	Score	Finish	Money
2022	67	65	70	66	268	10 T	\$188,325
2014	68	67	70	66	271	14 T	\$100,800
2017	68	69	67	67	271	17 T	\$86,800
2019	69	67	67	72	275	43 T	\$22,148
2015	66	73	69	71	279	63 T	\$11,970
2018	72	69			141	99 Cut	\$0
Earnings Total							\$410,043

Lipsky, David

Year	R1	R2	R3	R4	Score	Finish	Money
2022	76				76	99 WD	\$0
2021	67	72			139	99 Cut	\$0
Earnings Total							\$0

List, Luke

Year	R1	R2	R3	R4	Score	Finish	Money
2018	69	68	63	65	265	4 T	\$281,600
2021	68	67	66	68	269	10 T	\$189,000
2016	69	64	68	69	270	13 T	\$99,750
2019	67	69	68	73	277	53 T	\$15,494
2020	74	72			146	99 Cut	\$0
2022	68	75			143	99 Cut	\$0
2015	72	72			144	99 Cut	\$0
Earnings Total							\$585,844

Loar, Edward

Year	R1	R2	R3	R4	Score	Finish	Money
2012	68	70	72		210	79 T	\$7,120
2013	74	77			151	99 Cut	\$0
Earnings Total							\$7,120

Long, Adam

Year	R1	R2	R3	R4	Score	Finish	Money
2021	67	71	67	66	271	16 T	\$106,200
2020	67	68	69	68	272	30 T	\$39,553
2019	71	66	67	70	274	35 T	\$32,258
2018	71	75			146	99 Cut	\$0
2022	71	68			139	99 Cut	\$0
Earnings Total							\$178,010

Loupe, Andrew

Year	R1	R2	R3	R4	Score	Finish	Money
2014	71	69	67	68	275	41 T	\$19,600
2015	76	71			147	99 Cut	\$0
Earnings Total							\$19,600

Love III, Davis

Year	R1	R2	R3	R4	Score	Finish	Money
2012	65	66	66	71	268	4 T	\$165,333
2015	70	70	69	66	275	33 T	\$27,049
2010	70	67	65	72	274	33 T	\$18,567
2014	71	68	70	66	275	41 T	\$19,600
2018	67	71	70	68	276	65 T	\$13,184
2021	68	70	78	67	283	68	\$15,048
2013	75	74			149	99 Cut	\$0
2017	72	73			145	99 Cut	\$0
2011	69	71			140	99 Cut	\$0
2016	72	70			142	99 Cut	\$0
2019	68	74			142	99 Cut	\$0
Earnings Total							\$258,781

Love, Dru

Year	R1	R2	R3	R4	Score	Finish	Money
2018	70	70	64	70	274	54 T	\$14,592
2017	76	73			149	99 Cut	\$0
2015	70	76			146	99 Cut	\$0
2019	73	69			142	99 Cut	\$0
Earnings Total							\$14,592

INDIVIDUAL PLAYER PERFORMANCE

Lovelady, Tom

Year	R1	R2	R3	R4	Score	Finish	Money
2017	70	70			140	99 Cut	\$0
2018	76	71			147	99 Cut	\$0
Earnings Total							\$0

Lovemark, Jamie

Year	R1	R2	R3	R4	Score	Finish	Money
2016	67	66	70	65	268	6 T	\$194,250
2015	69	68	67	68	272	9 T	\$123,500
2018	70	69	68	69	276	65 T	\$13,184
2017	73	71			144	99 Cut	\$0
2020	75	65			140	99 Cut	\$0
Earnings Total							\$330,934

Lower, Justin

Year	R1	R2	R3	R4	Score	Finish	Money
2022	69	73			142	99 Cut	\$0
2021	67	72			139	99 Cut	\$0
2014	72	69			141	99 Cut	\$0
Earnings Total							\$0

Lowery, Steve

Year	R1	R2	R3	R4	Score	Finish	Money
2010	71	68	68	67	274	33 T	\$18,567
Earnings Total							\$18,567

Lowry, Shane

Year	R1	R2	R3	R4	Score	Finish	Money
2020	67	71	71	67	276	50 T	\$16,401
Earnings Total							\$16,401

Luck, Curtis

Year	R1	R2	R3	R4	Score	Finish	Money
2018	72	70			142	99 Cut	\$0
Earnings Total							\$0

Lunde, Bill

Year	R1	R2	R3	R4	Score	Finish	Money
2012	68	68	68	68	272	20 T	\$41,714
2014	71	69	67	70	277	54 T	\$12,544
Earnings Total							\$54,258

Lutterus, David

Year	R1	R2	R3	R4	Score	Finish	Money
2010	71	75			146	99 Cut	\$0
Earnings Total							\$0

Lyle, Jarrod

Year	R1	R2	R3	R4	Score	Finish	Money
2010	70	69	65	68	272	15 T	\$54,480
2011	74	76			150	99 Cut	\$0
Earnings Total							\$54,480

MacKenzie, Will

Year	R1	R2	R3	R4	Score	Finish	Money
2014	65	68	65	68	266	2 T	\$492,800
2010	70	66	71	70	277	59 T	\$8,800
2016	66	69	71	74	280	67 T	\$12,240
2018	73	69			142	99 Cut	\$0
2011	69	71			140	99 Cut	\$0
2013	66	79			145	99 Cut	\$0
2015	71	76			147	99 Cut	\$0
Earnings Total							\$513,840

Maggert, Jeff

Year	R1	R2	R3	R4	Score	Finish	Money
2010	67	69	71	73	280	66 T	\$8,120
2011	69	71			140	99 Cut	\$0
2012	70	70			140	99 Cut	\$0
Earnings Total							\$8,120

Mahan, Hunter

Year	R1	R2	R3	R4	Score	Finish	Money
2018	71	67	67	64	269	15 T	\$92,960
2017	70	66	68	72	276	45 T	\$18,662
2016	71	78			149	99 Cut	\$0
2020	69	71			140	99 Cut	\$0
Earnings Total							\$111,622

Mallinger, John

Year	R1	R2	R3	R4	Score	Finish	Money
2010	69	71			140	99 Cut	\$0
Earnings Total							\$0

INDIVIDUAL PLAYER PERFORMANCE

Malnati, Peter

Year	R1	R2	R3	R4	Score	Finish	Money
2021	68	70	70	68	276	40 T	\$27,000
2020	65	70	73	67	275	48 T	\$17,952
2015	69	71	70		210	75 T	\$10,488
2017	70	74			144	99 Cut	\$0
2022	69	71			140	99 Cut	\$0
2018	73	69			142	99 Cut	\$0
2016	70	71			141	99 Cut	\$0
2019	74	73			147	99 Cut	\$0
Earnings Total							\$55,440

Marino, Steve

Year	R1	R2	R3	R4	Score	Finish	Money
2010	67	71	67	67	272	15 T	\$54,480
2015	68	70	71	70	279	63 T	\$11,970
2013	72	72			144	99 Cut	\$0
2016	70	71			141	99 Cut	\$0
Earnings Total							\$66,450

Martin, Ben

Year	R1	R2	R3	R4	Score	Finish	Money
2014	70	68	65	69	272	17 T	\$78,400
2022	69	64	65	72	270	21 T	\$76,646
2017	71	66	69	66	272	22 T	\$64,480
2011	67	70	68	78	283	68	\$8,160
2016	70	71			141	99 Cut	\$0
2013	71	71			142	99 Cut	\$0
2019	74	65			139	99 Cut	\$0
Earnings Total							\$227,686

Mathis, David

Year	R1	R2	R3	R4	Score	Finish	Money
2012	69	69	65	67	270	10 T	\$92,000
2011	69	69	66	68	272	15 T	\$64,000
Earnings Total							\$156,000

Matteson, Troy

Year	R1	R2	R3	R4	Score	Finish	Money
2013	71	69	70	69	279	40 T	\$19,800
2010	69	71			140	99 Cut	\$0
Earnings Total							\$19,800

Matthews, Brandon

Year	R1	R2	R3	R4	Score	Finish	Money
2022	72	69			141	99 Cut	\$0
Earnings Total							\$0

Mayfair, Billy

Year	R1	R2	R3	R4	Score	Finish	Money
2011	67	72	67	67	273	20 T	\$43,333
2010	69	69	71	68	277	59 T	\$8,800
2012	72	66	71		209	72 T	\$7,600
Earnings Total							\$59,733

McCarron, Scott

Year	R1	R2	R3	R4	Score	Finish	Money
2011	64	70	68	68	270	6 T	\$125,200
2010	68	69	70	68	275	45 T	\$10,836
2014	70	74			144	99 Cut	\$0
Earnings Total							\$136,036

McCarthy, Dan

Year	R1	R2	R3	R4	Score	Finish	Money
2017	71	76			147	99 Cut	\$0
Earnings Total							\$0

McCarthy, Denny

Year	R1	R2	R3	R4	Score	Finish	Money
2019	71	62	68	67	268	8 T	\$199,650
2021	66	72	65	66	269	10 T	\$189,000
2022	66	70	68	71	275	46 T	\$21,749
2018	73	67	68	65	273	46 T	\$16,864
2017	68	75			143	99 Cut	\$0
2020	71	72			143	99 Cut	\$0
Earnings Total							\$427,263

McCumber, Tyler

Year	R1	R2	R3	R4	Score	Finish	Money
2021	69	68	70	60	267	4 T	\$288,000
2019	70	68	70	69	277	53 T	\$15,494
2020	75	73			148	99 Cut	\$0
Earnings Total							\$303,494

INDIVIDUAL PLAYER PERFORMANCE

McDowell, Graeme

Year	R1	R2	R3	R4	Score	Finish	Money
2015	67	68	65	67	267	3	\$387,600
2018	67	68	67	66	268	11 T	\$140,800
2020	70	68	70	72	280	59 T	\$14,784
2011	70	71			141	99 Cut	\$0
2021	68	76			144	99 Cut	\$0
2017	73	68			141	99 Cut	\$0
Earnings Total							\$543,184

McGirt, William

Year	R1	R2	R3	R4	Score	Finish	Money
2017	70	68	65	66	269	8 T	\$167,400
2016	67	67	71	67	272	27 T	\$41,700
2014	68	67	68	71	274	32 T	\$29,058
2011	69	69	71	68	277	48 T	\$10,053
2021	66	69	71	72	278	51 T	\$17,304
2013	69	73			142	99 Cut	\$0
Earnings Total							\$265,515

McGreevy, Max

Year	R1	R2	R3	R4	Score	Finish	Money
2021	66	69	69	67	271	16 T	\$106,200
2022	73	74			147	99 Cut	\$0
Earnings Total							\$106,200

McLachlin, Parker

Year	R1	R2	R3	R4	Score	Finish	Money
2010	75	77			152	99 Cut	\$0
Earnings Total							\$0

McLardy, Andrew

Year	R1	R2	R3	R4	Score	Finish	Money
2010	70	67	72	72	281	72 T	\$7,800
Earnings Total							\$7,800

McNealy, Maverick

Year	R1	R2	R3	R4	Score	Finish	Money
2019	71	66	68	72	277	53 T	\$15,494
2020	77	69			146	99 Cut	\$0
Earnings Total							\$15,494

McNeill, George

Year	R1	R2	R3	R4	Score	Finish	Money
2013	62	76	68	69	275	22 T	\$52,800
2016	69	69			138	99 Cut	\$0
2014	75	73			148	99 Cut	\$0
2010	71	69			140	99 Cut	\$0
2019	77				77	99 wd	\$0
Earnings Total							\$52,800

McQuillan, Matt

Year	R1	R2	R3	R4	Score	Finish	Money
2011	69	68	68	69	274	26 T	\$29,000
Earnings Total							\$29,000

Mediate, Rocco

Year	R1	R2	R3	R4	Score	Finish	Money
2010	70	69	65	70	274	33 T	\$18,567
2012	70	68	67	69	274	43 T	\$12,827
2011	71	78			149	99 Cut	\$0
Earnings Total							\$31,393

Merrick, John

Year	R1	R2	R3	R4	Score	Finish	Money
2015	68	72	73		213	85 T	\$9,576
2016	69	72			141	99 Cut	\$0
2014	71	71			142	99 Cut	\$0
2010	75	69			144	99 Cut	\$0
2019	68	74			142	99 Cut	\$0
Earnings Total							\$9,576

Merritt, Troy

Year	R1	R2	R3	R4	Score	Finish	Money
2021	66	71	70	65	272	22 T	\$72,360
2018	69	68	69	64	270	23 T	\$51,413
2019	68	68	66	71	273	30 T	\$43,230
2010	64	71	64	75	274	33 T	\$18,567
2017	68	70	69	71	278	54 T	\$14,012
2011	68	69	72	73	282	67	\$8,240
2016	72	71			143	99 Cut	\$0
2013	73	73			146	99 Cut	\$0
2022	71	71			142	99 Cut	\$0
2020	74	73			147	99 Cut	\$0
Earnings Total							\$207,822

INDIVIDUAL PLAYER PERFORMANCE

Micheel, Shaun

Year	R1	R2	R3	R4	Score	Finish	Money
2011	68	71	69	69	277	48 T	\$10,053
2010	69	72			141	99 Cut	\$0
Earnings Total							\$10,053

Miller, Cole

Year	R1	R2	R3	R4	Score	Finish	Money
2019	70	72			142	99 Cut	\$0
Earnings Total							\$0

Miller, Zack

Year	R1	R2	R3	R4	Score	Finish	Money
2011	63	74	70	71	278	54 T	\$9,080
2012	68	71	68	72	279	64 T	\$8,360
Earnings Total							\$17,440

Mitchell, Jordan

Year	R1	R2	R3	R4	Score	Finish	Money
2012	69	71			140	99 Cut	\$0
Earnings Total							\$0

Mitchell, Keith

Year	R1	R2	R3	R4	Score	Finish	Money
2021	68	67	70	65	270	12 T	\$147,600
2019	70	66	66	68	270	14 T	\$110,550
2022	67	68	69	69	273	39 T	\$32,805
2020	69	66	70	69	274	44 T	\$21,450
2017	67	69	75	67	278	54 T	\$14,012
2018	69	72			141	99 Cut	\$0
Earnings Total							\$326,417

Molder, Bryce

Year	R1	R2	R3	R4	Score	Finish	Money
2011	67	68	68	68	271	11 T	\$88,000
2016	67	65	72	72	276	54 T	\$13,800
Earnings Total							\$101,800

Molinari, Francesco

Year	R1	R2	R3	R4	Score	Finish	Money
2022	67	74			141	99 Cut	\$0
Earnings Total							\$0

Montgomery, Taylor

Year	R1	R2	R3	R4	Score	Finish	Money
2022	69	66	65	69	269	15 T	\$127,575
Earnings Total							\$127,575

Moore, Taylor

Year	R1	R2	R3	R4	Score	Finish	Money
2021	66	65	71	66	268	8 T	\$217,800
2022	72	74			146	99 Cut	\$0
Earnings Total							\$217,800

Morris, Blake

Year	R1	R2	R3	R4	Score	Finish	Money
2018	72	69			141	99 Cut	\$0
Earnings Total							\$0

Mullinax, Trey

Year	R1	R2	R3	R4	Score	Finish	Money
2015	65	70	70	69	274	25 T	\$41,681
2017	70	69	66	70	275	37 T	\$26,040
2018	70	68	74	64	276	65 T	\$13,184
2022	75				75	99 WD	\$0
2016	70	70			140	99 Cut	\$0
2021	67	74			141	99 Cut	\$0
Earnings Total							\$80,905

Mulroy, Garth

Year	R1	R2	R3	R4	Score	Finish	Money
2012	68	70	66	70	274	43 T	\$12,827
Earnings Total							\$12,827

Muñoz, Sebastián

Year	R1	R2	R3	R4	Score	Finish	Money
2021	60	70	69	65	264	3	\$496,800
2019	67	63	66	68	264	3	\$455,400
2018	76	70			146	99 Cut	\$0
2020	76	73			149	99 Cut	\$0
2016	70	68			138	99 Cut	\$0
Earnings Total							\$952,200

Murray, Tom

Year	R1	R2	R3	R4	Score	Finish	Money
2011	79	75			154	99 Cut	\$0
Earnings Total							\$0

INDIVIDUAL PLAYER PERFORMANCE

Na, Kevin

Year	R1	R2	R3	R4	Score	Finish	Money
2013	67	75			142	99 Cut	\$0
Earnings Total							\$0

NeSmith, Matthew

Year	R1	R2	R3	R4	Score	Finish	Money
2019	68	67	68	67	270	14 T	\$110,550
2020	72	63	66	68	269	15 T	\$113,850
2021	67	69	73	65	274	29 T	\$44,190
2022	70	71			141	99 Cut	\$0
Earnings Total							\$268,590

Newcomb, Patrick

Year	R1	R2	R3	R4	Score	Finish	Money
2014	75	71			146	99 Cut	\$0
Earnings Total							\$0

Niemann, Joaquin

Year	R1	R2	R3	R4	Score	Finish	Money
2020	73	66	70	65	274	44 T	\$21,450
2018	73	66	69	68	276	65 T	\$13,184
2021	67	75			142	99 Cut	\$0
Earnings Total							\$34,634

Nimmer, Bryson

Year	R1	R2	R3	R4	Score	Finish	Money
2022	73	78			151	99 Cut	\$0
Earnings Total							\$0

Nitties, James

Year	R1	R2	R3	R4	Score	Finish	Money
2010	68	66	68	72	274	33 T	\$18,567
Earnings Total							\$18,567

Noh, Seung-Yul

Year	R1	R2	R3	R4	Score	Finish	Money
2022	68	64	70	67	269	15 T	\$127,575
2013	65	70	73	68	276	27 T	\$39,050
2016	66	66	71	74	277	57 T	\$13,200
2015	70	71			141	99 Cut	\$0
Earnings Total							\$179,825

Noren, Alex

Year	R1	R2	R3	R4	Score	Finish	Money
2019	68	65	67	69	269	10 T	\$160,050
2020	66	71	68	65	270	18 T	\$87,450
2021	71	72			143	99 Cut	\$0
Earnings Total							\$247,500

Norlander, Henrik

Year	R1	R2	R3	R4	Score	Finish	Money
2016	67	67	66	65	265	2 T	\$396,000
2019	67	65	67	68	267	5 T	\$244,200
2022	67	69	70	67	273	39 T	\$32,805
2018	71	66	72	65	274	54 T	\$14,592
2017	68	69	67	74	278	54 T	\$14,012
2021	68	74			142	99 Cut	\$0
2015	73	70			143	99 Cut	\$0
Earnings Total							\$701,609

Norrman, Vincent

Year	R1	R2	R3	R4	Score	Finish	Money
2022	71	68			139	99 Cut	\$0
Earnings Total							\$0

Novak, Andrew

Year	R1	R2	R3	R4	Score	Finish	Money
2021	67	70	69	67	273	26 T	\$55,800
2022	71	72			143	99 Cut	\$0
2017	71	73			144	99 Cut	\$0
Earnings Total							\$55,800

Núñez, Augusto

Year	R1	R2	R3	R4	Score	Finish	Money
2022	71	75			146	99 Cut	\$0
Earnings Total							\$0

Oda, John

Year	R1	R2	R3	R4	Score	Finish	Money
2017	70	74			144	99 Cut	\$0
Earnings Total							\$0

Ogilvie, Joe

Year	R1	R2	R3	R4	Score	Finish	Money
2010	72	69			141	99 Cut	\$0
Earnings Total							\$0

INDIVIDUAL PLAYER PERFORMANCE

O'Hair, Sean

Year	R1	R2	R3	R4	Score	Finish	Money
2011	71	66	66	69	272	15 T	\$64,000
2014	69	71	64	68	272	17 T	\$78,400
2015	70	68	68	67	273	18 T	\$69,377
2012	73	66	67	66	272	20 T	\$41,714
2018	71	65	70	67	273	46 T	\$16,864
2020	70	68	69	73	280	59 T	\$14,784
2013	72	72			144	99 Cut	\$0
2022	69	72			141	99 Cut	\$0
2017	69	71			140	99 Cut	\$0
Earnings Total							\$285,139

O'Hern, Nick

Year	R1	R2	R3	R4	Score	Finish	Money
2011	65	67	69	69	270	6 T	\$125,200
2012	70	71			141	99 Cut	\$0
Earnings Total							\$125,200

O'Neal, Michael

Year	R1	R2	R3	R4	Score	Finish	Money
2010	70	68	69	73	280	66 T	\$8,120
Earnings Total							\$8,120

Oosthuizen, Louis

Year	R1	R2	R3	R4	Score	Finish	Money
2011	65	67	69	66	267	4	\$192,000
2021	69	69				99 WD	\$0
2020	73	69			142	99 Cut	\$0
Earnings Total							\$192,000

Oppenheim, Rob

Year	R1	R2	R3	R4	Score	Finish	Money
2015	65	71	69	71	276	44 T	\$16,473
2019	69	69	71	68	277	53 T	\$15,494
2020	73	66	70	71	280	59 T	\$14,784
2017	72	66	68	73	279	61 T	\$13,268
Earnings Total							\$60,019

Ortiz, Carlos

Year	R1	R2	R3	R4	Score	Finish	Money
2018	70	80			150	99 Cut	\$0
2015	71	74			145	99 Cut	\$0
Earnings Total							\$0

Overton, Jeff

Year	R1	R2	R3	R4	Score	Finish	Money
2015	64	72	66	69	271	6 T	\$190,950
2011	66	69	66	69	270	6 T	\$125,200
2014	70	69	69	68	276	48 T	\$14,075
2012	69	70	69	68	276	51 T	\$9,413
2013	69	73			142	99 Cut	\$0
Earnings Total							\$339,638

Owen, Greg

Year	R1	R2	R3	R4	Score	Finish	Money
2012	64	69	71	65	269	7 T	\$124,667
2016	68	70			138	99 Cut	\$0
2010	72	68			140	99 Cut	\$0
2015	73	71			144	99 Cut	\$0
Earnings Total							\$124,667

Owen, Kyle

Year	R1	R2	R3	R4	Score	Finish	Money
2017	76	71			147	99 Cut	\$0
Earnings Total							\$0

Pampling, Rod

Year	R1	R2	R3	R4	Score	Finish	Money
2012	64	71	72	77	284	70	\$8,000
2011	67	73			140	99 Cut	\$0
2010	69	74			143	99 Cut	\$0
Earnings Total							\$8,000

Pan, C.T.

Year	R1	R2	R3	R4	Score	Finish	Money
2016	66	64	67	71	268	6 T	\$194,250
2017	68	65	70	67	270	13 T	\$116,250
2020	67	73			140	99 Cut	\$0
2018	71	71			142	99 Cut	\$0
Earnings Total							\$310,500

Pappas, Brenden

Year	R1	R2	R3	R4	Score	Finish	Money
2010	72	75			147	99 Cut	\$0
Earnings Total							\$0

INDIVIDUAL PLAYER PERFORMANCE

Park, Sung Joon

Year	R1	R2	R3	R4	Score	Finish	Money
2014	66	71	68	69	274	32 T	\$29,058
Earnings Total							\$29,058

Paulson, Carl

Year	R1	R2	R3	R4	Score	Finish	Money
2012	68	71	71		210	79 T	\$7,120
Earnings Total							\$7,120

Pendrith, Taylor

Year	R1	R2	R3	R4	Score	Finish	Money
2022	69	66	65	69	269	15 T	\$127,575
2021	68	69	69	67	273	26 T	\$55,800
Earnings Total							\$183,375

Percy, Cameron

Year	R1	R2	R3	R4	Score	Finish	Money
2016	69	66	68	68	271	21 T	\$60,000
2015	67	69	69	70	275	33 T	\$27,049
2014	68	70	70	70	278	63 T	\$11,872
2017	69	69	67	77	282	70 T	\$12,400
2020	75	65			140	99 Cut	\$0
2010	69	73			142	99 Cut	\$0
2022	69	72			141	99 Cut	\$0
2019	73	66			139	99 Cut	\$0
Earnings Total							\$111,321

Pereira, Mito

Year	R1	R2	R3	R4	Score	Finish	Money
2021	67	70	67	70	274	29 T	\$44,190
Earnings Total							\$44,190

Perez, Pat

Year	R1	R2	R3	R4	Score	Finish	Money
2010	68	70	67	69	274	33 T	\$18,567
2013	68	71	72	69	280	48 T	\$13,671
2020	74	69			143	99 Cut	\$0
Earnings Total							\$32,238

Pernice Jr., Tom

Year	R1	R2	R3	R4	Score	Finish	Money
2010	70	67	65	70	272	15 T	\$54,480
2012	67	77			144	99 Cut	\$0
Earnings Total							\$54,480

Peterson, John

Year	R1	R2	R3	R4	Score	Finish	Money
2014	66	71	72	64	273	22 T	\$46,760
2013	68	76			144	99 Cut	\$0
2015	70	72			142	99 Cut	\$0
Earnings Total							\$46,760

Petrovic, Tim

Year	R1	R2	R3	R4	Score	Finish	Money
2010	69	70	68	68	275	45 T	\$10,836
2015	67	73	68	73	281	70 T	\$11,286
2011	74	68			142	99 Cut	\$0
2012	69	71			140	99 Cut	\$0
Earnings Total							\$22,122

Pettersson, Carl

Year	R1	R2	R3	R4	Score	Finish	Money
2014	68	67	69	68	272	17 T	\$78,400
2011	69	70	68	66	273	20 T	\$43,333
2013	66	74	75	66	281	55 T	\$12,320
2017	77	72			149	99 Cut	\$0
2010	70	70			140	99 Cut	\$0
2016	67	71			138	99 Cut	\$0
Earnings Total							\$134,053

Piercy, Scott

Year	R1	R2	R3	R4	Score	Finish	Money
2014	67	67	68	70	272	17 T	\$78,400
2020	70	66	69	65	270	18 T	\$87,450
2010	71	66	68	68	273	25 T	\$29,250
2013	67	73	71	72	283	63 T	\$11,715
2021	69	68	72	76	285	70 T	\$14,688
2022	73	68			141	99 Cut	\$0
2011	69	71			140	99 Cut	\$0
Earnings Total							\$221,503

Piller, Martin

Year	R1	R2	R3	R4	Score	Finish	Money
2018	70	67	69	65	271	32 T	\$36,224
2015	67	71	73		211	82	\$10,032
2011	64	78			142	99 Cut	\$0
2017	72	71			143	99 Cut	\$0
Earnings Total							\$46,256

INDIVIDUAL PLAYER PERFORMANCE

Pinckney, Scott

Year	R1	R2	R3	R4	Score	Finish	Money
2015	71	69	69	72	281	70 T	\$11,286
2014	68	71	72	0	211	73 T	\$10,472
Earnings Total							\$21,758

Points, D.A.

Year	R1	R2	R3	R4	Score	Finish	Money
2014	70	70	66	67	273	22 T	\$46,760
2016	69	67	71	68	275	45 T	\$16,253
2011	70	67	72	69	278	54 T	\$9,080
2015	69	71	65	73	278	58 T	\$12,540
2018	70	68	70	70	278	71 T	\$12,544
2010	73	67			140	99 Cut	\$0
2017	73	74			147	99 Cut	\$0
2012	73	68			141	99 Cut	\$0
2020	75	67			142	99 Cut	\$0
2019	73	73			146	99 Cut	\$0
Earnings Total							\$97,177

Pope, Andy

Year	R1	R2	R3	R4	Score	Finish	Money
2014	72	66	70	70	278	63 T	\$11,872
Earnings Total							\$11,872

Poston, J.T.

Year	R1	R2	R3	R4	Score	Finish	Money
2019	66	70	68	66	270	14 T	\$110,550
2022	70	67	66	67	270	21 T	\$76,646
2020	71	69			140	99 Cut	\$0
2018	74	69			143	99 Cut	\$0
2021	71	75			146	99 Cut	\$0
2017	68	76			144	99 Cut	\$0
2016	71	73			144	99 Cut	\$0
Earnings Total							\$187,196

Potter, Jr., Ted

Year	R1	R2	R3	R4	Score	Finish	Money
2017	68	68	67	67	270	13 T	\$116,250
2013	67	67	72	72	278	36 T	\$26,469
2018	68	70	69	66	273	46 T	\$16,864
2012	68	72			140	99 Cut	\$0
2020	74	72			146	99 Cut	\$0
2019	74	78			152	99 Cut	\$0
Earnings Total							\$159,583

Poulter, Ian

Year	R1	R2	R3	R4	Score	Finish	Money
2016	67	67	71	69	274	36 T	\$25,833
2020	69	69	68	70	276	50 T	\$16,401
Earnings Total							\$42,234

Power, Seamus

Year	R1	R2	R3	R4	Score	Finish	Money
2021	63	69	67	68	267	4 T	\$288,000
2022	66	68	67	66	267	5 T	\$277,830
2016	67	70	73		210	74 T	\$11,280
2017	69	71			140	99 Cut	\$0
2018	70	71			141	99 Cut	\$0
2019	75	65			140	99 Cut	\$0
Earnings Total							\$577,110

Price, Aron

Year	R1	R2	R3	R4	Score	Finish	Money
2010	66	69	66	69	270	9 T	\$108,000
Earnings Total							\$108,000

Pride, Dicky

Year	R1	R2	R3	R4	Score	Finish	Money
2017	73	70			143	99 Cut	\$0
2015	71	74			145	99 Cut	\$0
Earnings Total							\$0

Prugh, Alex

Year	R1	R2	R3	R4	Score	Finish	Money
2015	70	70	73		213	85 T	\$9,576
2011	76	71			147	99 Cut	\$0
2018	73	68			141	99 Cut	\$0
2014	74	67			141	99 Cut	\$0
Earnings Total							\$9,576

INDIVIDUAL PLAYER PERFORMANCE

Purdy, Ted

Year	R1	R2	R3	R4	Score	Finish	Money
2010	71	76			147	99 Cut	\$0
Earnings Total							\$0

Putnam, Andrew

Year	R1	R2	R3	R4	Score	Finish	Money
2014	68	67	66	69	270	12 T	\$123,200
2022	65	65	69	71	270	21 T	\$76,646
2020	71	68	68	66	273	37 T	\$28,710
2017	71	69			140	99 Cut	\$0
2021	66	75			141	99 Cut	\$0
Earnings Total							\$228,556

Putnam, Michael

Year	R1	R2	R3	R4	Score	Finish	Money
2013	68	73	72	67	280	48 T	\$13,671
2015	72	71			143	99 Cut	\$0
Earnings Total							\$13,671

Quigley, Brett

Year	R1	R2	R3	R4	Score	Finish	Money
2010	67	71	71	66	275	45 T	\$10,836
Earnings Total							\$10,836

Quinney, Jeff

Year	R1	R2	R3	R4	Score	Finish	Money
2010	67	67	68	68	270	9 T	\$108,000
2011	68	70	71	68	277	48 T	\$10,053
Earnings Total							\$118,053

Rai, Aaron

Year	R1	R2	R3	R4	Score	Finish	Money
2021	68	67	68	68	271	16 T	\$106,200
2022	74	68			142	99 Cut	\$0
Earnings Total							\$106,200

Ralston, Spencer

Year	R1	R2	R3	R4	Score	Finish	Money
2022	68	71			139	99 Cut	\$0
Earnings Total							\$0

Ramey, Chad

Year	R1	R2	R3	R4	Score	Finish	Money
2021	73	69			142	99 Cut	\$0
2022	68	73			141	99 Cut	\$0
Earnings Total							\$0

Randolph, Jonathan

Year	R1	R2	R3	R4	Score	Finish	Money
2017	72	67	69	76	284	73	\$12,152
2014	73	68			141	99 Cut	\$0
2016	69	69			138	99 Cut	\$0
Earnings Total							\$12,152

Reavie, Chez

Year	R1	R2	R3	R4	Score	Finish	Money
2021	63	72	72	66	273	26 T	\$55,800
2015	68	72	69	66	275	33 T	\$27,049
2012	69	71			140	99 Cut	\$0
2020	72	74			146	99 Cut	\$0
Earnings Total							\$82,849

Redman, Doc

Year	R1	R2	R3	R4	Score	Finish	Money
2019	66	67	66	73	272	23 T	\$57,420
2022	70	68	73	67	278	64 T	\$17,496
2021	65	75			140	99 Cut	\$0
2020	72	72			144	99 Cut	\$0
Earnings Total							\$74,916

Reeves, Seth

Year	R1	R2	R3	R4	Score	Finish	Money
2018	72	68	68	70	278	71 T	\$12,544
2021	70	75			145	99 Cut	\$0
Earnings Total							\$12,544

Reifers, Kyle

Year	R1	R2	R3	R4	Score	Finish	Money
2012	67	68	67	69	271	15 T	\$64,000
2019	71	63	68	73	275	43 T	\$22,148
2015	70	69	67	70	276	44 T	\$16,473
2014	71	68	69	69	277	54 T	\$12,544
2016	69	70			139	99 Cut	\$0
2013	72	76			148	99 Cut	\$0
Earnings Total							\$115,165

INDIVIDUAL PLAYER PERFORMANCE

Renner, Jim

Year	R1	R2	R3	R4	Score	Finish	Money
2014	66	74	72	0	212	81 T	\$9,800
2011	72	71			143	99 Cut	\$0
Earnings Total							\$9,800

Ridings, Tag

Year	R1	R2	R3	R4	Score	Finish	Money
2016	68	67	71	68	274	36 T	\$25,833
2011	69	70	72	67	278	54 T	\$9,080
Earnings Total							\$34,913

Riley, Chris

Year	R1	R2	R3	R4	Score	Finish	Money
2011	68	69	70	73	280	64 T	\$8,400
Earnings Total							\$8,400

Riley, Davis

Year	R1	R2	R3	R4	Score	Finish	Money
2022	68	69	69	69	275	46 T	\$21,749
2019	68	67	71	78	284	76	\$12,870
2021	67	73			140	99 Cut	\$0
Earnings Total							\$34,619

Roach, Wes

Year	R1	R2	R3	R4	Score	Finish	Money
2019	72	66	65	75	278	61 T	\$14,652
2013	71	75			146	99 Cut	\$0
2018	73	71			144	99 Cut	\$0
2015	70	71			141	99 Cut	\$0
Earnings Total							\$14,652

Rocha, Alexandre

Year	R1	R2	R3	R4	Score	Finish	Money
2011	67	72	70	65	274	26 T	\$29,000
2012	68	68	70	72	278	61 T	\$8,640
Earnings Total							\$37,640

Rodgers, Patrick

Year	R1	R2	R3	R4	Score	Finish	Money
2018	70	70	61	62	263	2	\$691,200
2022	69	65	64	70	268	10 T	\$188,325
2016	69	65	65	70	269	10 T	\$150,000
2015	71	67	71	67	276	44 T	\$16,473
2021	64	72	70	73	279	57 T	\$16,416
2017	69	75			144	99 Cut	\$0
2020	69	73			142	99 Cut	\$0
2019	68	71			139	99 Cut	\$0
Earnings Total							\$1,062,414

Rodríguez, José de Jesús

Year	R1	R2	R3	R4	Score	Finish	Money
2018	71	71			142	99 Cut	\$0
Earnings Total							\$0

Rollins, John

Year	R1	R2	R3	R4	Score	Finish	Money
2010	63	71	72	65	271	12 T	\$84,000
2013	65	76	66	70	277	32 T	\$31,831
2014	70	67	74	0	211	73 T	\$10,472
2012	69	70	71		210	79 T	\$7,120
2011	66	75			141	99 Cut	\$0
2015	69	73			142	99 Cut	\$0
Earnings Total							\$133,423

Romero, Andres

Year	R1	R2	R3	R4	Score	Finish	Money
2016	64	72	67	69	272	27 T	\$41,700
2013	70	69	72	74	285	69	\$11,110
2018	72	73			145	99 Cut	\$0
2015	72	71			143	99 Cut	\$0
Earnings Total							\$52,810

Rose, Justin

Year	R1	R2	R3	R4	Score	Finish	Money
2021	67	68	70	65	270	12 T	\$147,600
2022	68	67	67	69	271	29 T	\$51,908
2020	70	70			140	99 Cut	\$0
Earnings Total							\$199,508

INDIVIDUAL PLAYER PERFORMANCE

Roy, Kevin

Year	R1	R2	R3	R4	Score	Finish	Money
2022	69	68	68	70	275	46 T	\$21,749
Earnings Total							\$21,749

Ryder, Sam

Year	R1	R2	R3	R4	Score	Finish	Money
2017	68	71	68	72	279	61 T	\$13,268
2018	75	68			143	99 Cut	\$0
2022	72	67			139	99 Cut	\$0
2020	73	70			143	99 Cut	\$0
2021	65	80			145	99 Cut	\$0
2019	71	71			142	99 Cut	\$0
Earnings Total							\$13,268

Sabbatini, Rory

Year	R1	R2	R3	R4	Score	Finish	Money
2020	65	72	66	65	268	12 T	\$140,250
2014	67	70	66	70	273	22 T	\$46,760
2012	69	65	67	72	273	27 T	\$22,550
2016	67	70	69	69	275	45 T	\$16,253
2019	67	70	70	70	277	53 T	\$15,494
2013	66	73	73	74	286	70 T	\$10,945
2022	70	69			139	99 Cut	\$0
2017	71	71			142	99 Cut	\$0
2021	68	68				99 DQ	\$0
Earnings Total							\$252,252

Sainz Jr, Carlos

Year	R1	R2	R3	R4	Score	Finish	Money
2014	72	75			147	99 Cut	\$0
Earnings Total							\$0

Saunders, Sam

Year	R1	R2	R3	R4	Score	Finish	Money
2016	67	70	70	70	277	57 T	\$13,200
2018	69	70	67	69	275	59 T	\$13,888
2017	67	76			143	99 Cut	\$0
2014	72	69			141	99 Cut	\$0
2015	66	76			142	99 Cut	\$0
Earnings Total							\$27,088

Schauffele, Xander

Year	R1	R2	R3	R4	Score	Finish	Money
2016	71	71			142	99 Cut	\$0
Earnings Total							\$0

Scheffler, Scottie

Year	R1	R2	R3	R4	Score	Finish	Money
2019	70	66	63	68	267	5 T	\$244,200
2021	63	73	75	68	279	57 T	\$16,416
Earnings Total							\$260,616

Schenk, Adam

Year	R1	R2	R3	R4	Score	Finish	Money
2018	69	69	67	65	270	23 T	\$51,413
2020	73	66	70	66	275	48 T	\$17,952
2017	71	79			150	99 Cut	\$0
2022	70	70			140	99 Cut	\$0
2019	72	69			141	99 Cut	\$0
Earnings Total							\$69,365

Schmid, Matti

Year	R1	R2	R3	R4	Score	Finish	Money
2022	74	71			145	99 Cut	\$0
Earnings Total							\$0

Schnell, Brady

Year	R1	R2	R3	R4	Score	Finish	Money
2018	67	74			141	99 Cut	\$0
Earnings Total							\$0

Schniederjans, Ollie

Year	R1	R2	R3	R4	Score	Finish	Money
2016	66	68	66	68	268	6 T	\$194,250
2018	71	69	71	68	279	74 T	\$12,224
2017	72	68			140	99 Cut	\$0
Earnings Total							\$206,474

Schwab, Matthias

Year	R1	R2	R3	R4	Score	Finish	Money
2021	67	68	73	64	272	22 T	\$72,360
2022	72	66	68	71	277	62 T	\$17,820
Earnings Total							\$90,180

INDIVIDUAL PLAYER PERFORMANCE

Schwartzel, Charl

Year	R1	R2	R3	R4	Score	Finish	Money
2020	71	69			140	99 Cut	\$0
Earnings Total							\$0

Scott, Adam

Year	R1	R2	R3	R4	Score	Finish	Money
2021	67	71	70	67	275	37 T	\$34,200
Earnings Total							\$34,200

Scott, Richard

Year	R1	R2	R3	R4	Score	Finish	Money
2011	68	71	72	69	280	64 T	\$8,400
Earnings Total							\$8,400

Seiffert, Chase

Year	R1	R2	R3	R4	Score	Finish	Money
2019	68	69	66	69	272	23 T	\$57,420
2016	71	65	74		210	74 T	\$11,280
2020	76	71			147	99 Cut	\$0
Earnings Total							\$68,700

Senden, John

Year	R1	R2	R3	R4	Score	Finish	Money
2013	66	67	68	67	268	4 T	\$227,333
2010	69	65	67	69	270	9 T	\$108,000
Earnings Total							\$335,333

Sheehan, Patrick

Year	R1	R2	R3	R4	Score	Finish	Money
2012	77	71			148	99 Cut	\$0
Earnings Total							\$0

Shelton, Robby

Year	R1	R2	R3	R4	Score	Finish	Money
2022	68	70	65	65	268	10 T	\$188,325
2020	78	70			148	99 Cut	\$0
2019	74	71			145	99 Cut	\$0
Earnings Total							\$188,325

Shindler, Conrad

Year	R1	R2	R3	R4	Score	Finish	Money
2017	71	69			140	99 Cut	\$0
Earnings Total							\$0

Sigg, Greyson

Year	R1	R2	R3	R4	Score	Finish	Money
2022	66	69	70	64	269	15 T	\$127,575
2017	69	67	70	71	277	49 T	\$15,302
2021	64	75			139	99 Cut	\$0
2019	73	68			141	99 Cut	\$0
Earnings Total							\$142,877

Silverman, Ben

Year	R1	R2	R3	R4	Score	Finish	Money
2017	67	67	69	66	269	8 T	\$167,400
2018	72	68	65	68	273	46 T	\$16,864
Earnings Total							\$184,264

Silvers, Mark

Year	R1	R2	R3	R4	Score	Finish	Money
2016	69	70			139	99 Cut	\$0
2014	68	74			142	99 Cut	\$0
Earnings Total							\$0

Sim, Michael

Year	R1	R2	R3	R4	Score	Finish	Money
2011	71	69			140	99 Cut	\$0
Earnings Total							\$0

Simpson, Webb

Year	R1	R2	R3	R4	Score	Finish	Money
2019	65	68	63	67	263	2	\$719,400
2011	63	67	69	66	265	2	\$432,000
2018	68	68	63	65	264	3	\$435,200
2013	65	68	71	66	270	7 T	\$171,417
2021	69	67	66	66	268	8 T	\$217,800
2010	69	68	67	67	271	12 T	\$84,000
2016	70	66	67	71	274	36 T	\$25,833
2020	68	71	68	66	273	37 T	\$28,710
2014	67	70	69	69	275	41 T	\$19,600
2017	67	68			135	99 wd	\$0
2022	67	74			141	99 Cut	\$0
Earnings Total							\$2,133,960

Singh, Jeev Milkha

Year	R1	R2	R3	R4	Score	Finish	Money
2010	67	71	67	67	272	15 T	\$54,480
Earnings Total							\$54,480

INDIVIDUAL PLAYER PERFORMANCE

Singh, Vijay

Year	R1	R2	R3	R4	Score	Finish	Money
2012	66	68	68	71	273	27 T	\$22,550
2015	68	70	71	67	276	44 T	\$16,473
2013	69	73			142	99 Cut	\$0
2016	72	72			144	99 Cut	\$0
2011	75	69			144	99 Cut	\$0
Earnings Total							\$39,023

Skinner, Sonny

Year	R1	R2	R3	R4	Score	Finish	Money
2014	74	74			148	99 Cut	\$0
Earnings Total							\$0

Skinns, David

Year	R1	R2	R3	R4	Score	Finish	Money
2021	64	69	69	72	274	29 T	\$44,190
2017	69	72			141	99 Cut	\$0
Earnings Total							\$44,190

Sloan, Roger

Year	R1	R2	R3	R4	Score	Finish	Money
2020	67	69	71	64	271	23 T	\$55,959
2021	67	71	74	68	280	61 T	\$15,984
2018	71	69	71	66	277	70	\$12,800
2014	70	74			144	99 Cut	\$0
Earnings Total							\$84,743

Slocum, Heath

Year	R1	R2	R3	R4	Score	Finish	Money
2010	66	66	66	68	266	1	\$720,000
2011	70	66	70	66	272	15 T	\$64,000
2013	67	71	69	66	273	16 T	\$85,250
2012	69	68	71	70	278	61 T	\$8,640
2014	71	70			141	99 Cut	\$0
2016	75	70			145	99 Cut	\$0
2017	74	76			150	99 Cut	\$0
2015	70	71			141	99 Cut	\$0
Earnings Total							\$877,890

Smalley, Alex

Year	R1	R2	R3	R4	Score	Finish	Money
2022	67	66	67	67	267	5 T	\$277,830
2021	67	72			139	99 Cut	\$0
Earnings Total							\$277,830

Smith, Byron

Year	R1	R2	R3	R4	Score	Finish	Money
2014	74	75			149	99 Cut	\$0
Earnings Total							\$0

Smith, Cameron

Year	R1	R2	R3	R4	Score	Finish	Money
2021	64	71	68	64	267	4 T	\$288,000
Earnings Total							\$288,000

Smith, Chris

Year	R1	R2	R3	R4	Score	Finish	Money
2015	76	79			155	99 Cut	\$0
Earnings Total							\$0

Smith, Nate

Year	R1	R2	R3	R4	Score	Finish	Money
2011	73	70			143	99 Cut	\$0
Earnings Total							\$0

Smotherman, Austin

Year	R1	R2	R3	R4	Score	Finish	Money
2021	65	73	72	66	276	40 T	\$27,000
2022	71	73			144	99 Cut	\$0
Earnings Total							\$27,000

Snedeker, Brandt

Year	R1	R2	R3	R4	Score	Finish	Money
2017	67	67	70	70	274	29 T	\$37,743
2011	71	68	67	69	275	32 T	\$19,467
2016	66	71	70	68	275	45 T	\$16,253
2021	68	70	73	66	277	47 T	\$19,728
2020	76	66			142	99 Cut	\$0
2015	71	74			145	99 Cut	\$0
Earnings Total							\$93,190

INDIVIDUAL PLAYER PERFORMANCE

Spaun, J.J.

Year	R1	R2	R3	R4	Score	Finish	Money
2017	67	70	62	66	265	2	\$669,600
2022	67	68	69	65	269	15 T	\$127,575
2021	64	71	69	67	271	16 T	\$106,200
2018	66	71	66	69	272	37 T	\$26,240
2016	68	65	73	71	277	57 T	\$13,200
2020	68	69	74	69	280	59 T	\$14,784
2019	74	65			139	99 Cut	\$0
Earnings Total							\$957,599

Stadler, Kevin

Year	R1	R2	R3	R4	Score	Finish	Money
2013	68	68	65	71	272	10 T	\$121,917
2010	69	69	69	73	280	66 T	\$8,120
2020	72	83			155	99 dq	\$0
Earnings Total							\$130,037

Stallings, Scott

Year	R1	R2	R3	R4	Score	Finish	Money
2015	66	70	69	67	272	9 T	\$123,500
2012	68	70	67	66	271	15 T	\$64,000
2021	63	69	69	73	274	29 T	\$44,190
2019	67	70	69	68	274	35 T	\$32,258
2022	70	66	67	73	276	54 T	\$18,630
2020	69	68	78	68	283	63 T	\$14,388
2017	71	68	71	71	281	68 T	\$12,710
2016	68	67	72	75	282	70	\$12,000
2018	76	68			144	99 Cut	\$0
2013	68	76			144	99 Cut	\$0
Earnings Total							\$321,676

Stankowski, Paul

Year	R1	R2	R3	R4	Score	Finish	Money
2011	66	72	68	69	275	32 T	\$19,467
2010	67	72	67	68	274	33 T	\$18,567
2012	68	73			141	99 Cut	\$0
Earnings Total							\$38,033

Stanley, Kyle

Year	R1	R2	R3	R4	Score	Finish	Money
2020	67	65	68	66	266	6 T	\$215,325
2016	65	67	70	69	271	21 T	\$60,000
2019	69	64	70	70	273	30 T	\$43,230
2015	66	67	71	71	275	33 T	\$27,049
2011	69	69	69	71	278	54 T	\$9,080
2013	68	71	70	72	281	55 T	\$12,320
2021	70	68	78	68	284	69	\$14,904
Earnings Total							\$381,908

Steele, Brendan

Year	R1	R2	R3	R4	Score	Finish	Money
2012	67	71	66	68	272	20 T	\$41,714
2021	66	69	74	69	278	51 T	\$17,304
2020	72	82			154	99 Cut	\$0
2019	71	68			139	99 Cut	\$0
Earnings Total							\$59,018

Stefani, Shawn

Year	R1	R2	R3	R4	Score	Finish	Money
2014	66	69	71	69	275	41 T	\$19,600
2019	71	64	69	76	280	68 T	\$13,728
2017	76	70			146	99 Cut	\$0
2018	70	71			141	99 Cut	\$0
2015	73	75			148	99 Cut	\$0
Earnings Total							\$33,328

Stegmaier, Brett

Year	R1	R2	R3	R4	Score	Finish	Money
2016	68	67	68	68	271	21 T	\$60,000
2015	68	70	68	76	282	73	\$11,058
2017	71	70			141	99 Cut	\$0
Earnings Total							\$71,058

Stenson, Henrik

Year	R1	R2	R3	R4	Score	Finish	Money
2020	69	68	71	63	271	23 T	\$55,959
2012	67	68	69	69	273	27 T	\$22,550
2011	66	70	70	69	275	32 T	\$19,467
2010	72	70			142	99 Cut	\$0
Earnings Total							\$97,975

INDIVIDUAL PLAYER PERFORMANCE

Sterne, Richard

Year	R1	R2	R3	R4	Score	Finish	Money
2014	75	70			145	99 Cut	\$0
Earnings Total							\$0

Stevens, Craig

Year	R1	R2	R3	R4	Score	Finish	Money
2013	75	84			159	99 Cut	\$0
Earnings Total							\$0

Stevens, Sam

Year	R1	R2	R3	R4	Score	Finish	Money
2022	72	67			139	99 Cut	\$0
Earnings Total							\$0

Stiles, Darron

Year	R1	R2	R3	R4	Score	Finish	Money
2015	69	77			146	99 Cut	\$0
Earnings Total							\$0

Straka, Sepp

Year	R1	R2	R3	R4	Score	Finish	Money
2020	71	65	72	66	274	44 T	\$21,450
2018	73	80			153	99 Cut	\$0
2021	68	75			143	99 Cut	\$0
2022	69	75			144	99 Cut	\$0
2019	69	82			151	99 Cut	\$0
Earnings Total							\$21,450

Streb, Robert

Year	R1	R2	R3	R4	Score	Finish	Money
2020	65	63	67	68	263	1	\$1,188,000
2014	69	66	68	63	266	1	\$1,008,000
2015	70	66	69	69	274	25 T	\$41,681
2018	71	67	66	67	271	32 T	\$36,224
2016	71	65	72	69	277	57 T	\$13,200
2017	71	69			140	99 Cut	\$0
2021	68	71			139	99 Cut	\$0
2022	68	71			139	99 Cut	\$0
2019	73	70			143	99 Cut	\$0
Earnings Total							\$2,287,105

Streelman, Kevin

Year	R1	R2	R3	R4	Score	Finish	Money
2011	66	70	66	68	270	6 T	\$125,200
2017	69	68	67	67	271	17 T	\$86,800
2022	68	64	68	72	272	35 T	\$41,209
2016	67	69	66	72	274	36 T	\$25,833
2021	68	69	71	70	278	51 T	\$17,304
2020	71	67	69	70	277	54 T	\$15,510
2018	75	74			149	99 Cut	\$0
2015	69	74			143	99 Cut	\$0
2019	71	73			144	99 Cut	\$0
Earnings Total							\$311,856

Strickler, Will

Year	R1	R2	R3	R4	Score	Finish	Money
2011	76	73			149	99 Cut	\$0
Earnings Total							\$0

Stroud, Chris

Year	R1	R2	R3	R4	Score	Finish	Money
2022	70	66	66	65	267	5 T	\$277,830
2016	69	67	68	66	270	13 T	\$99,750
2017	71	67	70	69	277	49 T	\$15,302
2010	67	69	74	70	280	66 T	\$8,120
2013	72	73			145	99 Cut	\$0
2021	67	76			143	99 Cut	\$0
2011	72	75			147	99 Cut	\$0
2012	72	68			140	99 Cut	\$0
2015	69	73			142	99 Cut	\$0
2019	71	68			139	99 Cut	\$0
Earnings Total							\$401,002

INDIVIDUAL PLAYER PERFORMANCE

Stuard, Brian

Year	R1	R2	R3	R4	Score	Finish	Money
2019	70	66	66	67	269	10 T	\$160,050
2010	67	67	67	71	272	15 T	\$54,480
2017	67	68	67	70	272	22 T	\$64,480
2015	68	71	69	66	274	25 T	\$41,681
2020	74	63	72	67	276	50 T	\$16,401
2018	74	70			144	99 Cut	\$0
2013	71	76			147	99 Cut	\$0
2014	69	74			143	99 Cut	\$0
2016	67	71			138	99 Cut	\$0
2021	69	70			139	99 Cut	\$0
2022	76	72			148	99 Cut	\$0
Earnings Total							\$337,092

Sucher, Zack

Year	R1	R2	R3	R4	Score	Finish	Money
2016	68	70			138	99 Cut	\$0
2014	71	70			141	99 Cut	\$0
2019	71	73			144	99 Cut	\$0
Earnings Total							\$0

Suh, Justin

Year	R1	R2	R3	R4	Score	Finish	Money
2022	66	68	70	75	279	66	\$17,253
Earnings Total							\$17,253

Sullivan, Andy

Year	R1	R2	R3	R4	Score	Finish	Money
2020	73	70			143	99 Cut	\$0
Earnings Total							\$0

Summerhays, Daniel

Year	R1	R2	R3	R4	Score	Finish	Money
2013	69	66	69	68	272	10 T	\$121,917
2014	68	68	68	70	274	32 T	\$29,058
2017	72	75			147	99 Cut	\$0
2012	71	72			143	99 Cut	\$0
2011	71	73			144	99 Cut	\$0
Earnings Total							\$150,974

Sutherland, Kevin

Year	R1	R2	R3	R4	Score	Finish	Money
2010	70	64	69	70	273	25 T	\$29,250
Earnings Total							\$29,250

Svensson, Adam

Year	R1	R2	R3	R4	Score	Finish	Money
2022	73	64	62	64	263	1	\$1,458,000
2018	74	71			145	99 Cut	\$0
2021	71	68			139	99 Cut	\$0
2015	72	70			142	99 Cut	\$0
Earnings Total							\$1,458,000

Svoboda, Andrew

Year	R1	R2	R3	R4	Score	Finish	Money
2014	66	66	66	71	269	8 T	\$156,800
2013	68	75			143	99 Cut	\$0
Earnings Total							\$156,800

Swafford, Hudson

Year	R1	R2	R3	R4	Score	Finish	Money
2014	70	67	66	67	270	12 T	\$123,200
2017	65	71	68	70	274	29 T	\$37,743
2016	64	67	73	70	274	36 T	\$25,833
2018	72	68	68	72	280	76 T	\$12,032
2013	68	75			143	99 Cut	\$0
2021	72	71			143	99 Cut	\$0
2020	72	69			141	99 Cut	\$0
2019	71	71			142	99 Cut	\$0
2015	72	72			144	99 Cut	\$0
Earnings Total							\$198,808

Tambellini, Roger

Year	R1	R2	R3	R4	Score	Finish	Money
2010	70	74			144	99 Cut	\$0
Earnings Total							\$0

Tarren, Callum

Year	R1	R2	R3	R4	Score	Finish	Money
2022	64	68	69	64	265	2 T	\$612,900
2021	70	71			141	99 Cut	\$0
Earnings Total							\$612,900

INDIVIDUAL PLAYER PERFORMANCE

Taylor, Ben

Year	R1	R2	R3	R4	Score	Finish	Money
2022	71	65	65	69	270	21 T	\$76,646
2019	74	67			141	99 Cut	\$0
Earnings Total							\$76,646

Taylor, Nick

Year	R1	R2	R3	R4	Score	Finish	Money
2016	66	71	73		210	74 T	\$11,280
2014	73	66	75	0	214	86 T	\$9,296
2020	73	69			142	99 Cut	\$0
2017	68	72			140	99 Cut	\$0
2019	67	72			139	99 Cut	\$0
Earnings Total							\$20,576

Taylor, Vaughn

Year	R1	R2	R3	R4	Score	Finish	Money
2017	67	66	68	68	269	8 T	\$167,400
2019	68	67	65	69	269	10 T	\$160,050
2020	70	66	71	65	272	30 T	\$39,553
2011	72	67	71	68	278	54 T	\$9,080
2022	78	69			147	99 Cut	\$0
2018	73	69			142	99 Cut	\$0
2012	68	72			140	99 Cut	\$0
2010	73	70			143	99 Cut	\$0
2021	73	68			141	99 Cut	\$0
2015	69	73			142	99 Cut	\$0
Earnings Total							\$376,083

Teater, Josh

Year	R1	R2	R3	R4	Score	Finish	Money
2011	69	69	66	71	275	32 T	\$19,467
2017	68	67	70	70	275	37 T	\$26,040
2016	66	66	74	69	275	45 T	\$16,253
2020	73	66	71	67	277	54 T	\$15,510
2014	72	71			143	99 Cut	\$0
2018	69	73			142	99 Cut	\$0
2010	72	69			141	99 Cut	\$0
2019	73	69			142	99 Cut	\$0
Earnings Total							\$77,270

Thatcher, Roland

Year	R1	R2	R3	R4	Score	Finish	Money
2011	69	69	69	68	275	32 T	\$19,467
2012	74	71			145	99 Cut	\$0
2010	71	70			141	99 Cut	\$0
Earnings Total							\$19,467

Thegala, Sahith

Year	R1	R2	R3	R4	Score	Finish	Money
2022	68	63	68	66	265	2 T	\$612,900
2021	70	71			141	99 Cut	\$0
Earnings Total							\$612,900

Thomas, Justin

Year	R1	R2	R3	R4	Score	Finish	Money
2015	67	71	71	69	278	58 T	\$12,540
2014	74	66	67	75	282	71	\$11,088
2013	73	75			148	99 Cut	\$0
Earnings Total							\$23,628

Thompson (A), Davis

Year	R1	R2	R3	R4	Score	Finish	Money
2019	68	70	68	66	272	23 T	\$0
2020	77	73			150	99 Cut	\$0
Earnings Total							\$0

Thompson, Chris

Year	R1	R2	R3	R4	Score	Finish	Money
2018	71	70			141	99 Cut	\$0
Earnings Total							\$0

Thompson, Curtis

Year	R1	R2	R3	R4	Score	Finish	Money
2021	73	73			146	99 Cut	\$0
Earnings Total							\$0

Thompson, Davis

Year	R1	R2	R3	R4	Score	Finish	Money
2021	71	73			144	99 Cut	\$0
2022	75	70			145	99 Cut	\$0
Earnings Total							\$0

INDIVIDUAL PLAYER PERFORMANCE

Thompson, Kyle

Year	R1	R2	R3	R4	Score	Finish	Money
2012	67	72	69	70	278	61 T	\$8,640
2017	72	72			144	99 Cut	\$0
Earnings Total							\$8,640

Thompson, Michael

Year	R1	R2	R3	R4	Score	Finish	Money
2011	65	65	67	69	266	3	\$272,000
2012	65	68	69	68	270	10 T	\$92,000
2016	66	70	66	68	270	13 T	\$99,750
2017	68	68	67	68	271	17 T	\$86,800
2021	66	71	73	69	279	57 T	\$16,416
2014	65	71	67	76	279	66 T	\$11,536
2019	71	65	70	74	280	68 T	\$13,728
2018	74	68			142	99 Cut	\$0
2022	74	70			144	99 Cut	\$0
2015	68	76			144	99 Cut	\$0
Earnings Total							\$592,230

Thompson, Nicholas

Year	R1	R2	R3	R4	Score	Finish	Money
2014	70	69	66	68	273	22 T	\$46,760
2016	70	76			146	99 Cut	\$0
2013	76	78			154	99 Cut	\$0
2015	70	74			144	99 Cut	\$0
Earnings Total							\$46,760

Thornberry, Braden

Year	R1	R2	R3	R4	Score	Finish	Money
2017	72	64	69	74	279	61 T	\$0
Earnings Total							\$0

Tidland, Chris

Year	R1	R2	R3	R4	Score	Finish	Money
2010	73	67			140	99 Cut	\$0
Earnings Total							\$0

Todd, Brendon

Year	R1	R2	R3	R4	Score	Finish	Money
2019	66	66	62	72	266	4	\$323,400
2013	68	67	67	71	273	16 T	\$85,250
2020	68	70	67	68	273	37 T	\$28,710
2014	67	70	67	72	276	48 T	\$14,075
2018	68	69	69	68	274	54 T	\$14,592
2015	68	70	74		212	83 T	\$9,861
2012	72	73			145	99 Cut	\$0
2021	66	73			139	99 Cut	\$0
2022	72	67			139	99 Cut	\$0
Earnings Total							\$475,888

Tomasulo, Peter

Year	R1	R2	R3	R4	Score	Finish	Money
2012	67	67	68	72	274	43 T	\$12,827
Earnings Total							\$12,827

Toms, David

Year	R1	R2	R3	R4	Score	Finish	Money
2012	65	67	70	63	265	2	\$432,000
2010	64	66	70	68	268	3 T	\$208,000
2014	73	66	67	65	271	14 T	\$100,800
2013	68	73	68	67	276	27 T	\$39,050
2011	71	69			140	99 Cut	\$0
Earnings Total							\$779,850

Tracy, Ethan

Year	R1	R2	R3	R4	Score	Finish	Money
2017	69	72			141	99 Cut	\$0
Earnings Total							\$0

Trahan, D.J.

Year	R1	R2	R3	R4	Score	Finish	Money
2012	66	67	66	69	268	4 T	\$165,333
2019	67	63	67	71	268	8 T	\$199,650
2011	65	71	68	67	271	11 T	\$88,000
2021	71	68			139	99 Cut	\$0
2016	77	69			146	99 Cut	\$0
2020	72	76			148	99 Cut	\$0
Earnings Total							\$452,983

INDIVIDUAL PLAYER PERFORMANCE

Trainer, Martin

Year	R1	R2	R3	R4	Score	Finish	Money
2022	70	67	67	72	276	54 T	\$18,630
2018	71	71			142	99 Cut	\$0
2021	70	79			149	99 Cut	\$0
2020	74	67			141	99 Cut	\$0
Earnings Total							\$18,630

Tringale, Cameron

Year	R1	R2	R3	R4	Score	Finish	Money
2020	67	68	67	62	264	3	\$455,400
2019	64	71	71	65	271	20 T	\$80,850
2014	68	68	67	70	273	22 T	\$46,760
2011	65	73	67	69	274	26 T	\$29,000
2016	65	69	68	70	272	27 T	\$41,700
2013	70	69	68	69	276	27 T	\$39,050
2010	72	76			148	99 Cut	\$0
2018	79	71			150	99 Cut	\$0
2012	76	68			144	99 Cut	\$0
2017	72	68			140	99 Cut	\$0
Earnings Total							\$692,760

Turnesa, Marc

Year	R1	R2	R3	R4	Score	Finish	Money
2016	73	70			143	99 Cut	\$0
Earnings Total							\$0

Tway, Kevin

Year	R1	R2	R3	R4	Score	Finish	Money
2016	66	68	75		209	71 T	\$11,760
2022	70	69			139	99 Cut	\$0
2017	71	70			141	99 Cut	\$0
2020	74	70			144	99 Cut	\$0
2013	72	76			148	99 Cut	\$0
2021	70	72			142	99 Cut	\$0
Earnings Total							\$11,760

Uihlein, Peter

Year	R1	R2	R3	R4	Score	Finish	Money
2018	66	71	67	63	267	7 T	\$192,800
2019	69	68	70	74	281	72 T	\$13,332
2021	71	71			142	99 Cut	\$0
Earnings Total							\$206,132

Uresti, Omar

Year	R1	R2	R3	R4	Score	Finish	Money
2010	74	70			144	99 Cut	\$0
Earnings Total							\$0

Van Aswegen, Tyrone

Year	R1	R2	R3	R4	Score	Finish	Money
2017	68	70	67	71	276	45 T	\$18,662
2015	70	70	70		210	75 T	\$10,488
2013	70	74			144	99 Cut	\$0
2018	70	71			141	99 Cut	\$0
2016	71	69			140	99 Cut	\$0
2014	69	72			141	99 Cut	\$0
Earnings Total							\$29,150

van der Walt, Dawie

Year	R1	R2	R3	R4	Score	Finish	Money
2015	69	71	69	69	278	58 T	\$12,540
2021	70	76			146	99 Cut	\$0
Earnings Total							\$12,540

Van Pelt, Bo

Year	R1	R2	R3	R4	Score	Finish	Money
2010	68	69	66	66	269	6 T	\$134,000
2011	70	71			141	99 Cut	\$0
2020	73	75			148	99 Cut	\$0
Earnings Total							\$134,000

Vargas, James

Year	R1	R2	R3	R4	Score	Finish	Money
2013	69	76			145	99 Cut	\$0
Earnings Total							\$0

Varner III, Harold

Year	R1	R2	R3	R4	Score	Finish	Money
2018	68	70	66	66	270	23 T	\$51,413
2015	66	74	69	71	280	68 T	\$11,571
2020	75	68			143	99 Cut	\$0
Earnings Total							\$62,984

Veazey, Vance

Year	R1	R2	R3	R4	Score	Finish	Money
2010	73	70			143	99 Cut	\$0
Earnings Total							\$0

INDIVIDUAL PLAYER PERFORMANCE

Vegas, Jhonattan

Year	R1	R2	R3	R4	Score	Finish	Money
2021	64	72	67	67	270	12 T	\$147,600
2015	68	72	66	68	274	25 T	\$41,681
2012	73	73			146	99 Cut	\$0
2020	75	66			141	99 Cut	\$0
Earnings Total							\$189,281

Ventura, Kristoffer

Year	R1	R2	R3	R4	Score	Finish	Money
2020	75	70			145	99 Cut	\$0
2019	75	65			140	99 Cut	\$0
Earnings Total							\$0

Verplank, Scott

Year	R1	R2	R3	R4	Score	Finish	Money
2014	77	73			150	99 Cut	\$0
2013	73	73			146	99 Cut	\$0
Earnings Total							\$0

Villegas, Camilo

Year	R1	R2	R3	R4	Score	Finish	Money
2016	66	67	64	68	265	2 T	\$396,000
2020	64	66	70	66	266	6 T	\$215,325
2012	65	71	68	68	272	20 T	\$41,714
2013	66	74	72	67	279	40 T	\$19,800
2014	67	72	69	69	277	54 T	\$12,544
2015	67	73	70		210	75 T	\$10,488
2022	75	67			142	99 Cut	\$0
2017	71	71			142	99 Cut	\$0
2021	70	73			143	99 Cut	\$0
Earnings Total							\$695,871

Vogel, T.J.

Year	R1	R2	R3	R4	Score	Finish	Money
2017	73	71			144	99 Cut	\$0
Earnings Total							\$0

Wagner, Johnson

Year	R1	R2	R3	R4	Score	Finish	Money
2017	67	69	67	68	271	17 T	\$86,800
2010	70	66	67	70	273	25 T	\$29,250
2015	65	72	70	68	275	33 T	\$27,049
2011	67	67	69	73	276	44 T	\$12,800
2018	70	67	67	70	274	54 T	\$14,592
2014	70	69	73	0	212	81 T	\$9,800
2016	66	73			139	99 Cut	\$0
2013	71	79			150	99 Cut	\$0
2019	67	74			141	99 Cut	\$0
Earnings Total							\$180,291

Walker, Jimmy

Year	R1	R2	R3	R4	Score	Finish	Money
2021	69	76			145	99 Cut	\$0
Earnings Total							\$0

Wallace, Matt

Year	R1	R2	R3	R4	Score	Finish	Money
2020	64	71	70	68	273	37 T	\$28,710
2021	65	72	73	72	282	67	\$15,192
2022	74	70			144	99 Cut	\$0
Earnings Total							\$43,902

Warren, Charles

Year	R1	R2	R3	R4	Score	Finish	Money
2010	71	69			140	99 Cut	\$0
Earnings Total							\$0

Watney, Nick

Year	R1	R2	R3	R4	Score	Finish	Money
2019	67	67	66	70	270	14 T	\$110,550
2018	69	64	72	65	270	23 T	\$51,413
2014	71	69	73	0	213	85	\$9,520
2017	65	77			142	99 Cut	\$0
2022	73	69			142	99 Cut	\$0
2021	71	70			141	99 Cut	\$0
2020	75	69			144	99 Cut	\$0
Earnings Total							\$171,483

INDIVIDUAL PLAYER PERFORMANCE

Watson, Bubba

Year	R1	R2	R3	R4	Score	Finish	Money
2017	71	64	76	69	280	67	\$12,896
Earnings Total							\$12,896

Weekley, Boo

Year	R1	R2	R3	R4	Score	Finish	Money
2015	72	66	71	64	273	18 T	\$69,377
2013	67	69	73	66	275	22 T	\$52,800
2012	64	71	69	69	273	27 T	\$22,550
2011	67	68	69	72	276	44 T	\$12,800
2010	72	71			143	99 Cut	\$0
2014	71	71			142	99 Cut	\$0
2016	75	74			149	99 Cut	\$0
2019	70	72			142	99 Cut	\$0
Earnings Total							\$157,527

Weinhart, Tim

Year	R1	R2	R3	R4	Score	Finish	Money
2022	75	71			146	99 Cut	\$0
2012	72	70			142	99 Cut	\$0
2011	72	69			141	99 Cut	\$0
2016	75	79			154	99 Cut	\$0
2010	69	72			141	99 Cut	\$0
2019	73	80			153	99 Cut	\$0
2015	70	74			144	99 Cut	\$0
Earnings Total							\$0

Weir, Mike

Year	R1	R2	R3	R4	Score	Finish	Money
2013	70	71	68	72	281	55 T	\$12,320
Earnings Total							\$12,320

Werbylo, Trevor

Year	R1	R2	R3	R4	Score	Finish	Money
2022	74	73			147	99 Cut	\$0
Earnings Total							\$0

Werenski, Richy

Year	R1	R2	R3	R4	Score	Finish	Money
2018	71	69	63	66	269	15 T	\$92,960
2021	71	72			143	99 Cut	\$0
2016	68	71			139	99 Cut	\$0
2020	73	67			140	99 Cut	\$0
2022	74	75			149	99 Cut	\$0
2017	67	73			140	99 Cut	\$0
Earnings Total							\$92,960

Westmoreland, Kyle

Year	R1	R2	R3	R4	Score	Finish	Money
2022	72	68			140	99 Cut	\$0
Earnings Total							\$0

Westwood, Lee

Year	R1	R2	R3	R4	Score	Finish	Money
2020	76	73			149	99 Cut	\$0
Earnings Total							\$0

Wetterich, Brett

Year	R1	R2	R3	R4	Score	Finish	Money
2010	72	74			146	99 Cut	\$0
Earnings Total							\$0

Whaley, Vince

Year	R1	R2	R3	R4	Score	Finish	Money
2021	65	73	71	72	281	63 T	\$15,552
Earnings Total							\$15,552

Whaley, Vincent

Year	R1	R2	R3	R4	Score	Finish	Money
2019	67	71	71	70	279	65 T	\$14,190
2020	71	73			144	99 Cut	\$0
Earnings Total							\$14,190

Wheatcroft, Steve

Year	R1	R2	R3	R4	Score	Finish	Money
2016	70	67	70	68	275	45 T	\$16,253
2014	67	73	71	0	211	73 T	\$10,472
2010	70	72			142	99 Cut	\$0
2017	74	71			145	99 Cut	\$0
2012	74	74			148	99 Cut	\$0
2015	71	76			147	99 Cut	\$0
Earnings Total							\$26,725

INDIVIDUAL PLAYER PERFORMANCE

Whitsett, Cory

Year	R1	R2	R3	R4	Score	Finish	Money
2014	70	70	66	71	277	54 T	\$12,544
Earnings Total							\$12,544

Wi, Charlie

Year	R1	R2	R3	R4	Score	Finish	Money
2010	67	71	68	69	275	45 T	\$10,836
Earnings Total							\$10,836

Wiesberger, Bernd

Year	R1	R2	R3	R4	Score	Finish	Money
2020	66	68	68	63	265	4 T	\$297,000
Earnings Total							\$297,000

Wilcox, Will

Year	R1	R2	R3	R4	Score	Finish	Money
2014	73	71			144	99 Cut	\$0
Earnings Total							\$0

Wilkinson, Tim

Year	R1	R2	R3	R4	Score	Finish	Money
2016	67	67	69	68	271	21 T	\$60,000
2019	68	66	67	72	273	30 T	\$43,230
2015	71	65	71	69	276	44 T	\$16,473
2020	71	78			149	99 Cut	\$0
2014	69	78			147	99 dq	\$0
Earnings Total							\$119,703

Willett, Danny

Year	R1	R2	R3	R4	Score	Finish	Money
2020	69	74			143	99 Cut	\$0
2022	73				73	99 WD	\$0
Earnings Total							\$0

Williams, Lee

Year	R1	R2	R3	R4	Score	Finish	Money
2013	70	72			142	99 Cut	\$0
Earnings Total							\$0

Williamson, Jay

Year	R1	R2	R3	R4	Score	Finish	Money
2010	71	69			140	99 Cut	\$0
Earnings Total							\$0

Willis, Garrett

Year	R1	R2	R3	R4	Score	Finish	Money
2011	71	71			142	99 Cut	\$0
2012	70	72			142	99 Cut	\$0
Earnings Total							\$0

Wilshire, Kyle

Year	R1	R2	R3	R4	Score	Finish	Money
2021	73	70			143	99 Cut	\$0
Earnings Total							\$0

Wilson, Chris

Year	R1	R2	R3	R4	Score	Finish	Money
2010	71	70			141	99 Cut	\$0
Earnings Total							\$0

Wilson, Dean

Year	R1	R2	R3	R4	Score	Finish	Money
2012	71	75			146	99 Cut	\$0
2010	67	73			140	99 Cut	\$0
Earnings Total							\$0

Wilson, Mark

Year	R1	R2	R3	R4	Score	Finish	Money
2014	67	66	69	67	269	8 T	\$156,800
2012	68	69	66	67	270	10 T	\$92,000
2015	72	67	66	69	274	25 T	\$41,681
2010	70	67	68	69	274	33 T	\$18,567
2013	70	71	68	71	280	48 T	\$13,671
2016	71	68			139	99 Cut	\$0
2017	72	73			145	99 Cut	\$0
2011	69	73			142	99 Cut	\$0
Earnings Total							\$322,719

Wise, Aaron

Year	R1	R2	R3	R4	Score	Finish	Money
2017	68	69	65	68	270	13 T	\$116,250
2020	76	68			144	99 Cut	\$0
2019	70	70			140	99 Cut	\$0
Earnings Total							\$116,250

Wolfe, Jared

Year	R1	R2	R3	R4	Score	Finish	Money
2021	68	70	72	71	281	63 T	\$15,552
Earnings Total							\$15,552

INDIVIDUAL PLAYER PERFORMANCE

Wolfes, Scott

Year	R1	R2	R3	R4	Score	Finish	Money
2015	70	74			144	99 Cut	\$0
Earnings Total							\$0

Woodland, Gary

Year	R1	R2	R3	R4	Score	Finish	Money
2012	70	70			140	99 Cut	\$0
Earnings Total							\$0

Wright, Chase

Year	R1	R2	R3	R4	Score	Finish	Money
2018	67	69	67	64	267	7 T	\$192,800
2012	67	71	68	73	279	64 T	\$8,360
Earnings Total							\$201,160

Wright, Zach

Year	R1	R2	R3	R4	Score	Finish	Money
2016	68	72			140	99 Cut	\$0
Earnings Total							\$0

Wu, Brandon

Year	R1	R2	R3	R4	Score	Finish	Money
2022	70	68	67	71	276	54 T	\$18,630
2021	73	74			147	99 Cut	\$0
Earnings Total							\$18,630

Wu, Dylan

Year	R1	R2	R3	R4	Score	Finish	Money
2022	70	68	70	67	275	46 T	\$21,749
2021	66	72	68	72	278	51 T	\$17,304
Earnings Total							\$39,053

Wyatt, Bobby

Year	R1	R2	R3	R4	Score	Finish	Money
2015	67	73	70		210	75 T	\$10,488
2016	70	70			140	99 Cut	\$0
Earnings Total							\$10,488

Yang, Y.E.

Year	R1	R2	R3	R4	Score	Finish	Money
2013	68	71	76	72	287	72 T	\$10,725
Earnings Total							\$10,725

Young, Cameron

Year	R1	R2	R3	R4	Score	Finish	Money
2021	65	71	71	67	274	29 T	\$44,190
Earnings Total							\$44,190

Young, Carson

Year	R1	R2	R3	R4	Score	Finish	Money
2022	73	69			142	99 Cut	\$0
Earnings Total							\$0

Yu, Kevin

Year	R1	R2	R3	R4	Score	Finish	Money
2022	72	66	69	69	276	54 T	\$18,630
2021	71	73			144	99 Cut	\$0
Earnings Total							\$18,630

Yuan, Carl

Year	R1	R2	R3	R4	Score	Finish	Money
2022	70	68	69	66	273	39 T	\$32,805
2021	71	75			146	99 Cut	\$0
Earnings Total							\$32,805

Yun, Andrew

Year	R1	R2	R3	R4	Score	Finish	Money
2017	73	67			140	99 Cut	\$0
Earnings Total							\$0

Zhang, Xinjun

Year	R1	R2	R3	R4	Score	Finish	Money
2017	68	71	70	72	281	68 T	\$12,710
2020	75	69			144	99 Cut	\$0
2019	71	69			140	99 Cut	\$0
Earnings Total							\$12,710



RSMClassic.com

